

SITUATIA ACTIVELOR FIXE AMORTIZABILE


31.12.2020

- lei -


DENUMIREA ACTIVELOR FIXE	Cod	Existent la		SOLD LA INCEPUTUL ANULUI	CRESTERI							
		31.12.2020			TOTAL din care:	diferente din reevaluare	achizitii*)	transferuri/ primite cu titlu gratuit	donatii, sponsorizari	alte cai		
		1	2								3	4=5+6+7+8+9
ACTIVE FIXE NECORPORALE	002											
Cheltuieli de dezvoltare (ct.2030000)				538.789	410.889							410.889
Concesiuni,brevete,licente,marci comerciale,drepturi si active similare (ct.2050000)	003			7.323.011	356.795		310.734	11.361				34.700
Alte active fixe necorporale(ct.2080100,2080200)	004			73.944.042	11.808.837		753.653	10.970.219				82.965
TOTAL	005			81.805.842	12.574.501		1.064.387	10.981.580				528.534
ACTIVE FIXE CORPORALE	007											
Amenajari la terenuri (ct.2110200)				29.164.154	117.001.354	116.846.583						154.771
Constructii (ct.212) din care:	008			528.215.023	41.987.383	37.740.136	3.111.857	31.999				1.103.391
-alte active fixe incadrate in grupa constructii (ct.2120901),din care:	016			528.215.023	41.987.383	37.740.136	3.111.857	31.999				1.103.391
Instalatii tehnice,mijloace de transport, animale si plantatii (ct.2130100,2130200, 2130300,2130400)	017			1.829.808.331	499.093.675	1.882.750	389.211.652	87.205.051	3.658.273			17.235.949
Mobilier,aparatura birotica,echipamente de protectie a valorilor umane si mate- riale si alte active fixe corporale (ct.2140000)	018			282.884.911	55.764.832	161.887	28.775.887	5.800.630	683.569			20.342.859
TOTAL	019			2.670.052.419	713.847.244	156.631.356	421.098.396	93.037.680	4.241.842			38.836.970
TOTAL ACTIVE FIXE	020			2.751.858.281	726.421.745	156.631.356	422.163.783	104.019.260	4.241.842			39.365.504

DENUMIREA ACTIVELOR FIXE	Cod	REDUCERI						SOLD LA SFARSITUL ANULUI	Ajustari de valoare (amortizari si ajustari pentru depreciere)				Valoarea contabila neta, din care:				
		TOTAL din care:	Diferente din reevaluare**)	Eliminare amortizare***)	dezmembrari si casari	transferuri/ cu titlu gratuit	vanzari		alte cai	Sold la inceputul anului	Cresteri	Reduceri	Sold la sfarsitul anului	Domeniul privat al statului	Domeniul privat al UAT	Proprietatea privata a instututiei publice	
																	10=11+12+13+ 14+15+16
ACTIVE FIXE NECORPORALE	00																
Cheltuieli de dezvoltare (ct.2030000)	00	519.238						519.238	430.420	423.284	20.505	108.369	335.420				95.000
Concesiuni,brevete,licente,marci comerciale,drepturi si active similare (ct.2050000)	00	335.151		15.351	281.760			38.040	7.344.655	6.581.924	564.052	301.153	6.844.823		11.308		488.524
Alte active fixe	00	6.172.450			801.723			5.370.727	79.578.429	60.508.869	8.795.223	1.054.880	68.249.212		3.173.014		8.156.203
TOTAL	00	7.026.839		15.351	1.083.483			5.928.005	87.353.504	67.514.077	9.379.780	1.464.402	75.429.455		3.184.322		8.739.727
ACTIVE FIXE CORPORALE	00																
Amenajari la terenuri (ct.2110200)	00	13.554.959		13.554.959					132.610.549	13.565.338	1.080.731	13.554.959	1.091.110				131.519.439
Constructii (ct.212) din care:	00	40.798.349	3.795.407	1.978.852	42.584	2.576.364		32.405.142	529.404.057	289.932.613	37.482.260	33.457.337	293.957.536		189.391.871		46.054.650
alte active fixe incadrate in grupa (ct.2120901),din care:	01	40.798.349	3.795.407	1.978.852	42.584	2.576.364		32.405.142	529.404.057	289.932.613	37.482.260	33.457.337	293.957.536		189.391.871		46.054.650
Instalatii tehnice,mijloace de transport, animale si plantatii (ct.2130100,2130200, 2130300,2130400)	01	91.313.041	2.263.197		62.660.084	10.076.354	3	16.313.403	2.237.588.965	777.675.347	201.057.507	34.442.844	944.290.010		797.172.294		496.126.661
Mobilier,aparatura birotica,echipamente de protectie a valorilor umane si mate- riale si alte active fixe corporale (ct.2140000)	01	9.582.208	1.230.335	193	4.621.800	3.012.715		717.165	329.047.535	220.330.634	32.225.118	6.229.981	246.325.771		27.274.995		55.446.769
TOTAL	01	155.248.557	7.288.939	15.534.004	67.324.468	15.665.433	3	49.435.710	3.228.651.106	1.301.503.932	271.845.616	87.685.121	1.485.664.427		1.013.839.160		729.147.519
TOTAL ACTIVE FIXE	02	162.275.396	7.288.939	15.549.355	68.407.951	15.665.433	3	55.363.715	3.316.004.610	1.369.018.009	281.225.396	89.149.523	1.561.093.882		1.017.023.482		737.887.246

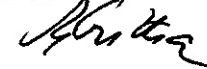
Director General,
Emanuela JUGUREANU



Primar General
Nicolae DAI



Director Executiv,
Elena Gabriela CRISTEA



Intocmit,
Mihaela Constantin
Nicoleta Curelaru
Roxana Nitu

Mihaela Gaspar
Ana Maria Timblaru

Sef Serviciu,
Irina Constantin