


maiora p. 1000

Serviciul Datoriei și Fluxul de Numerar in contul Escrow



Termene de Plata	28/05/2009	10/06/2009	28/11/2009	10/12/2009	28/05/2010	10/06/2010	28/11/2010	10/12/2010	28/05/2011	10/06/2011	28/11/2011	10/12/2011	28/05/2012	10/06/2012	28/11/2012	10/12/2012	28/05/2013	10/06/2013	28/11/2013	10/12/2013	28/05/2014	10/06/2014	28/11/2014		
Serviciul datoriei către BERD																									
Trageri, total	Euro	4,706,566		4,873,908		7,440,195		9,102,125		10,000,000		10,000,000		10,000,000		10,000,000		10,000,000		10,000,000		10,000,000		10,000,000	
Taxa angajare imprumut, total	Euro	13,326		13,304		10,561		3,779		0		0		0		0		0		0		0		0	
Sumă rambursată	Euro					454,545		454,545		454,545		454,545		454,545		454,545		454,545		454,545		454,545		454,545	
Dobândă aferentă plății	Euro	128880		146901		174501		246272		271698		264848		248182		236970		219394		209091		191970		181212	
Total valoare scadență (BERD)	Euro	142,206		160,206		639,608		704,597		726,244		719,394		702,727		691,515		673,939		663,636		646,515		635,758	
Suma scadența (nemo)	Euro	5,293,434		5,126,092		2,559,805		897,875		0		0		7,272,273		7,272,727		6,818,182		6,363,636		5,909,091		5,454,545	
Serviciul datoriei către BEI																									
Trageri, total	Euro		7,174,016		14,174,016		23,174,016		25,000,000		25,000,000		25,000,000		25,000,000		25,000,000		25,000,000		25,000,000		25,000,000		25,000,000
Sumă rambursată	Euro													657,895		657,895		657,895		657,895		657,895		657,895	
Dobândă aferentă	Euro		103,773		234,836		465,598		591,636		604,821		608,145		606,483		591,114		574,083		562,037		543,345		543,345
Total valoare scadență (BEI)	Euro		103,773		234,836		465,598		591,636		604,821		608,145		1,264,378		1,249,009		1,231,978		1,219,932		1,201,240		1,201,240
Valoare totală a Serviciului datoriei	Euro	142,206	103,773	160,206	234,836	639,608	465,598	704,597	591,636	726,244	604,821	719,394	608,145	702,727	1,264,378	691,515	1,249,009	673,939	1,231,978	663,636	1,219,932	646,515	1,201,240	635,758	
Valoare totală a Serviciului datoriei	RON	604,359	437,309	682,889	1,001,004	2,726,378	1,984,647	3,003,397	2,521,891	3,095,669	2,578,096	3,066,470	2,592,261	2,995,427	5,389,504	2,947,635	5,323,992	2,872,717	5,251,398	2,828,799	5,200,051	2,755,819	5,120,374	2,709,964	
Recuperarea sumelor de către PMB																									
Sumă rambursată	RON		0		0		0		0		699728		699728		699728		699728		699728		0		0		0
Plată totală/cumulativă	RON		0		0		0		0		699728		699728		1399457		2099185		2798913		2798913		2798913		2798913
ANB costuri de operare (în perioada pr)	RON	0	0	0	0	262295	688525	3000000	3000000	3000000	3000000	3000000	3000000	3000000	3000000	3000000	3000000	3000000	3000000	3000000	3000000	3000000	3000000	3000000	3000000
ANB costuri de operare (în perioada pr)	RON	0	0	0	0	262295	426230	2311475	0	0	0	0	0	0	0	0	0	0	0	0	0	0	0	0	0
Plăți totale	RON	604,359	437,309	682,889	1,001,004	2,988,673	2,410,876	5,314,872	2,521,891	3,095,669	3,277,824	3,066,470	3,291,990	2,995,427	6,089,232	2,947,635	6,023,721	2,872,717	5,251,398	2,828,799	5,200,051	2,755,819	5,120,374	2,709,964	
Comisioane bancare	RON	1511	1093	1707	2503	7472	6027	13287	6305	7739	8195	7666	8230	7489	15223	7369	15059	7182	13128	7072	13000	6890	12801	6775	
Încasări pe serviciile de apă uzată pe m ³																									
Cumulat anul trecut	m ³	0				184,443,221		186,866,093		165,937,500		168,150,000		176,342,018		178,693,244		176,342,018		178,693,244		170,021,385		172,288,337	
Anul trecut	m ³	0				56,160,050		2,422,872		53,247,500		2,212,500		56,586,194		2,351,227		56,586,194		2,351,227		54,557,973		2,266,952	
Cumulat anul curent	m ³	33,953,008	0	128,283,171	0	30,827,500	0	112,690,000	0	32,760,428	0	119,755,823	0	32,760,428	0	119,755,823	0	31,586,195	0	115,463,412	0	30,411,962	0	111,171,000	
Anul curent	m ³	33,953,008	0	94,330,163	0	30,827,500	0	81,862,500	0	32,760,428	0	86,995,395	0	32,760,428	0	86,995,395	0	31,586,195	0	83,877,217	0	30,411,962	0	80,759,038	
Încasări m ³	m ³	33,953,008	0	94,330,163	0	86,987,550	0	84,285,372	0	86,007,928	0	89,207,895	0	89,346,622	0	88,172,389	0	86,228,444	0	84,969,935	0	83,025,990	0	80,759,990	
Rata 1	m ³	0		0		56,160,050		2,422,872		53,247,500		2,212,500		56,586,194		2,351,227		56,586,194		2,351,227		54,557,973		2,266,952	
Rata 2	m ³	33,953,008		94,330,163		30,827,500		84,285,372		32,760,428		89,207,895		32,760,428		89,346,622		31,586,195		86,228,444		30,411,962		83,025,990	
Tarif	RON	0,1000	de la Jan 2009			0,1000	de la Jan 2010			0,1000	de la Jan 2011			0,1000	de la Jan 2012			0,1000	de la Jan 2013			0,1000	de la Jan 2014		
Încasări	RON	3,395,301	0	9,433,016	0	8,698,755	0	8,428,537	0	8,600,793	0	8,920,790	0	8,934,662	0	8,934,662	0	8,817,239	0	8,622,844	0	8,496,994	0	8,302,599	
Plati	RON	605,870	438,402	684,596	1,003,507	2,996,145	2,416,904	5,328,159	2,528,196	3,103,408	3,286,019	3,074,136	3,300,220	3,002,916	6,104,455	2,955,004	6,038,780	2,879,899	5,264,526	2,835,871	5,213,051	2,762,709	5,133,175	2,716,739	
Sold	RON	2,789,431	2,351,028	11,173,206	10,169,699	17,777,043	15,360,140	18,977,420	16,449,225	22,600,219	19,314,200	25,897,574	22,597,354	29,383,820	23,279,364	30,244,243	24,205,463	31,157,332	25,892,806	32,729,984	27,516,933	34,364,956	29,231,781	35,994,489	
Dobândă din Contul Escrow	RON		73,757		237,580		516,903		653,609		736,720		854,719		985,221		1,014,529		1,050,205		1,113,738		1,176,848		1,176,848
Sold revizuit	RON	2,789,431	2,424,786	11,173,206	10,407,279	17,777,043	15,877,042	18,977,420	17,102,834	22,600,219	20,050,921	25,897,574	23,452,073	29,383,820	24,264,585	30,244,243	25,219,992	31,157,332	26,943,012	32,729,984	28,630,671	34,364,956	30,408,629	35,994,489	
Sold necesar	RON	1,122,999	1,688,103	3,999,652	5,413,049	7,745,063	7,856,355	5,631,604	6,389,427	6,360,155	6,374,356	6,303,136	9,107,371	9,059,459	8,993,784	8,918,679	8,144,425	8,100,398	8,048,923	7,975,760	7,895,884	7,849,914	7,798,439	7,727,219	
Sold revizuit/Sold necesar	RON	2,48	1,44	2,79	1,92	2,30	2,02	3,37	2,68	3,55	3,15	4,11	2,58	3,24	2,70	3,39	3,10	3,85	3,36	4,10	3,63	4,38	3,90	4,66	
Sold necesar - Sold revizuit	RON	1,666,432	736,683	7,173,554	4,994,230	10,031,980	8,020,688	13,345,817	10,713,407	16,240,064	13,676,564	19,594,438	14,344,702	20,324,360	15,270,801	21,325,564	17,075,567	23,056,935	18,894,089	24,754,224	20,734,788	26,515,042	22,610,190	28,267,271	
Sold conform extrasului bancar	RON				11,836,853,29	Sold cf extras Dec 2009				Sold cf extras Dec 2010				Sold cf extras Dec 2011				Sold cf extras Dec 2012				Sold cf extras Dec 2013			

ANEXA LA HCGMB 59/2010

ORIGINALUL
CONFORM CU





[Handwritten signature]






multă politică R
R3.03.2010

Termee de Plata	10/12/2014	28/05/2015	10/06/2015	28/11/2015	10/12/2015	28/05/2016	10/06/2016	28/11/2016	10/12/2016	28/05/2017	10/06/2017	28/11/2017	10/12/2017	28/05/2018	10/06/2018	28/11/2018	10/12/2018	28/05/2019	10/06/2019	28/11/2019	10/12/2019	27/05/2020	09/06/2020		
Serviciul datoriciei către BERD																									
Trageri, total	Euro	10,000,000		10,000,000		10,000,000		10,000,000		10,000,000		10,000,000		10,000,000		10,000,000		10,000,000		10,000,000		10,000,000		10,000,000	
Taxa angajare imprumut, total	Euro	0		0		0		0		0		0		0		0		0		0		0		0	
Sumă rambursată	Euro	454,545		454,545		454,545		454,545		454,545		454,545		454,545		454,545		454,545		454,545		454,545		454,545	
Dobândă aferentă plății	Euro	164545		153333		137879		125455		109697		97576		82273		69697		54848		41818		27424		27424	
Total valoare scadență (BERD)	Euro	619,091		607,879		592,424		580,000		564,242		552,121		536,818		524,242		509,394		496,364		481,970		481,970	
Suma scadența (memo)	Euro	0	5,000,000	0	4,545,455	0	4,090,909	0	3,636,364	0	3,181,818	0	2,727,273	0	2,272,727	0	1,818,182	0	1,363,636	0	909,091	0	454,545	0	
Serviciul datoriciei către BEI																									
Trageri, total	Euro	25,000,000		25,000,000		25,000,000		25,000,000		25,000,000		25,000,000		25,000,000		25,000,000		25,000,000		25,000,000		25,000,000		25,000,000	
Sumă rambursată	Euro	657,895		657,895		657,895		657,895		657,895		657,895		657,895		657,895		657,895		657,895		657,895		657,895	
Dobândă aferentă	Euro	531,299		513,103		502,334		486,580		472,488		456,734		445,741		425,970		412,846		393,075		379,951		358,528	
Total valoare scadență (BEI)	Euro	1,189,194		1,170,998		1,160,229		1,144,475		1,130,383		1,114,629		1,103,635		1,083,865		1,070,741		1,050,970		1,037,846		1,016,423	
Valoare totală a Serviciului datoriciei	Euro	1,189,194	619,091	1,170,998	607,879	1,160,229	592,424	1,144,475	580,000	1,130,383	564,242	1,114,629	552,121	1,103,635	536,818	1,083,865	524,242	1,070,741	509,394	1,050,970	496,364	1,037,846	481,970	1,016,423	
Valoare totală a Serviciului datoriciei	RON	5,069,028	2,638,921	4,991,464	2,591,129	4,945,561	2,525,253	4,878,410	2,472,293	4,818,341	2,405,125	4,751,190	2,353,458	4,704,328	2,288,228	4,620,054	2,234,622	4,564,111	2,171,330	4,479,838	2,115,787	4,423,895	2,054,432	4,332,578	
Recuperarea sumelor de către PMB																									
Sumă rambursată	RON	0		0		0		0		0		0		0		0		0		0		0		0	
Plată totală/cumulativă	RON	2798913		2798913		2798913		2798913		2798913		2798913		2798913		2798913		2798913		2798913		2798913		2798913	
ANB costuri de operare (în perioada pr	RON	3000000	3000000	3000000	3000000	3000000	3000000	3000000	3000000	3000000	3000000	3000000	3000000	3000000	3000000	3000000	3000000	3000000	3000000	3000000	3000000	3000000	3000000	3000000	
ANB costuri de operare (în perioada pr	RON	0	0	0	0	0	0	0	0	0	0	0	0	0	0	0	0	0	0	0	0	0	0	0	
Plăți totale	RON	5,069,028	2,638,921	4,991,464	2,591,129	4,945,561	2,525,253	4,878,410	2,472,293	4,818,341	2,405,125	4,751,190	2,353,458	4,704,328	2,288,228	4,620,054	2,234,622	4,564,111	2,171,330	4,479,838	2,115,787	4,423,895	2,054,432	4,332,578	
Comisioane bancare	RON	12673	6597	12479	6478	12364	6313	12196	6181	12046	6013	11878	5884	11761	5721	11550	5587	11410	5428	11200	5289	11060	5136	10831	
Încasări pe serviciile de apă uzată pe m3																									
Cumulat anul trecut	m ³		163,700,753		165,883,429		157,380,120		159,478,522		151,059,488		153,073,614		144,738,855		146,668,706		138,418,223		140,263,799		138,418,223		
Anul trecut	m ³		52,529,753		2,182,677		50,501,532		2,098,402		48,473,311		2,014,127		46,445,090		1,929,851		44,416,870		1,845,576		44,416,870		44,416,870
Cumulat anul curent	m ³	0	29,237,729	0	106,878,588	0	28,063,496	0	102,586,176	0	26,889,263	0	98,293,765	0	25,715,030	0	94,001,353	0	25,715,030	0	94,001,353	0	25,715,030	0	
Anul curent	m ³	0	29,237,729	0	77,640,859	0	28,063,496	0	74,522,681	0	26,889,263	0	71,404,502	0	25,715,030	0	68,286,323	0	25,715,030	0	68,286,323	0	25,715,030	0	
Încasări m ³	m ³	0	81,767,482	0	79,823,536	0	78,565,028	0	76,621,082	0	75,362,574	0	73,418,628	0	72,160,120	0	70,216,175	0	70,131,899	0	70,131,899	0	70,131,899	0	
Rata 1	m ³		32,529,753		2,182,677		50,501,532		2,098,402		48,473,311		2,014,127		46,445,090		1,929,851		44,416,870		1,845,576		44,416,870		44,416,870
Rata 2	m ³		29,237,729		79,823,536		28,063,496		76,521,082		26,889,263		73,418,628		25,715,030		70,216,175		25,715,030		70,131,899		25,715,030		25,715,030
Tarif	RON		0.0750	de la Jan 2015		0.0750	de la Jan 2016		0.0500	from Jan 2017		0.0500	from Jan 2018		0.0500	from Jan 2019		0.0500	from Jan 2019		0.0500	from Jan 2019		0.0500	from Jan 2020
Încasări	RON	0	7,445,805	0	5,986,765	0	5,892,377	0	5,746,581	0	4,979,961	0	3,670,931	0	3,608,006	0	3,510,809	0	3,506,595	0	3,506,595	0	3,506,595	0	
Plati	RON	5,081,700	2,645,518	5,003,943	2,597,606	4,957,925	2,531,566	4,890,606	2,478,474	4,830,387	2,411,138	4,763,068	2,359,341	4,716,089	2,293,948	4,631,604	2,240,209	4,575,522	2,176,758	4,491,038	2,121,076	4,434,955	2,059,568	4,343,409	
Sold	RON	30,912,789	36,954,997	31,951,054	36,635,640	31,677,715	36,352,266	31,461,660	36,032,753	31,202,366	35,064,133	30,301,065	32,884,098	28,168,010	30,697,939	26,066,335	28,469,293	23,893,771	26,272,476	21,781,439	24,131,247	19,696,292	22,025,290	17,681,881	
Dobândă din Contul Escrow	RON	1,241,921	0	1,295,427	0	1,313,740	0	1,302,986	0	1,292,943	0	1,271,443	0	1,215,872	0	1,132,358	0	1,048,868	0	964,290	0	881,970	0	800,835	
Sold revizuit	RON	32,154,710	36,954,997	33,246,481	36,635,640	32,991,454	36,352,266	32,764,646	36,032,753	32,495,310	35,064,133	31,572,509	32,884,098	29,383,881	30,697,939	27,198,693	28,469,293	24,942,639	26,272,476	22,745,729	24,131,247	20,578,263	22,025,290	18,482,716	
Sold necesar	RON	7,649,461	7,601,549	7,555,531	7,489,491	7,422,171	7,369,080	7,308,861	7,241,525	7,174,206	7,122,409	7,075,430	7,010,037	6,925,552	6,871,813	6,815,731	6,752,280	6,667,796	6,612,114	6,556,031	6,494,523	6,402,977	6,345,353	6,303,394	
Sold revizuit/Sold necesar	RON	4.20	4.86	4.40	4.89	4.44	4.93	4.48	4.98	4.53	4.92	4.46	4.69	4.24	4.47	3.99	4.22	3.74	3.97	3.47	3.72	3.21	3.47	2.93	
Sold necesar - Sold revizuit	RON	24,505,249	29,353,447	25,690,949	29,146,149	25,569,283	28,983,186	25,455,785	28,791,228	25,321,104	27,941,724	24,497,079	25,874,062	22,458,329	23,826,126	20,382,962	21,717,013	18,274,844	19,660,362	16,189,697	17,636,724	14,175,286	15,679,937	12,179,322	
Sold conform extrasului bancar	RON		Sold cf extras Dec 2014		Sold cf extras Dec 2015		Sold cf extras Dec 2016		Sold cf extras Dec 2017		Sold cf extras Dec 2018		Sold cf extras Dec 2019		Sold cf extras Dec 2020		Sold cf extras Dec 2021		Sold cf extras Dec 2022		Sold cf extras Dec 2023		Sold cf extras Dec 2024		





2023/2010

Termene de Plata		27/11/2020	10/12/2020	28/05/2021	10/06/2021	28/11/2021	10/12/2021	28/05/2022	10/06/2022	28/11/2022	10/12/2022	28/05/2023	10/06/2023	28/11/2023	10/12/2023	28/05/2024	10/06/2024	28/11/2024	10/12/2024	28/05/2025	10/06/2025	28/11/2025	10/12/2025	28/05/2026		
Serviciul datoriei către BERD																										
Trageri, total	Euro	10,000,000		10,000,000		10,000,000		10,000,000		10,000,000		10,000,000		10,000,000		10,000,000		10,000,000		10,000,000		10,000,000		10,000,000		
Taxa angajare imprumut, total	Euro	0		0		0		0		0		0		0		0		0		0		0		0		
Sumă rambursată	Euro	454,545																								
Dobândă aferentă plății	Euro	13939		0		0		0		0		0		0		0		0		0		0		0		
Total valoare scadență (BERD)	Euro	468,485		0		0		0		0		0		0		0		0		0		0		0		
Suma scadența (memo)	Euro	0																								
Serviciul datoriei către BEI																										
Trageri, total	Euro		25,000,000		25,000,000		25,000,000		25,000,000		25,000,000		25,000,000		25,000,000		25,000,000		25,000,000		25,000,000		25,000,000		25,000,000	
Sumă rambursată	Euro		657,895		657,895		657,895		657,895		657,895		657,895		657,895		657,895		657,895		657,895		657,895		657,895	
Dobândă aferentă	Euro		348,709		327,286		314,162		294,391		281,267		261,496		248,372		230,263		213,816		195,707		182,583		167,111	
Total valoare scadență (BEI)	Euro		1,006,604		985,181		972,056		952,286		939,162		919,391		906,267		888,158		871,711		853,602		840,477		823,000	
Valoare totală a Serviciului datoriei	Euro	468,485	1,006,604	0	985,181	0	972,056	0	952,286	0	939,162	0	919,391	0	906,267	0	888,158	0	871,711	0	853,602	0	840,477	0	823,000	
Valoare totală a Serviciului datoriei	RON	1,996,952	4,290,723	0	4,199,405	0	4,143,463	0	4,059,189	0	4,003,246	0	3,918,973	0	3,863,030	0	3,785,839	0	3,715,731	0	3,638,540	0	3,582,598	0	3,511,000	
Recuperarea sumelor de către PMB																										
Sumă rambursată	RON	0		0		0		0		0		0		0		0		0		0		0		0		
Plată totală/cumulativă	RON		2798913		2798913		2798913		2798913		2798913		2798913		2798913		2798913		2798913		2798913		2798913		2798913	
ANB costuri de operare (în perioada de referință)	RON	3000000	3000000	3000000	3000000	3000000	3000000	3000000	3000000	3000000	3000000	3000000	3000000	3000000	3000000	3000000	3000000	3000000	3000000	3000000	3000000	3000000	3000000	3000000	3000000	
ANB costuri de operare (în perioada de referință)	RON	0	0	0	0	0	0	0	0	0	0	0	0	0	0	0	0	0	0	0	0	0	0	0	0	
Plăți totale	RON	1,996,952	4,290,723	0	4,199,405	0	4,143,463	0	4,059,189	0	4,003,246	0	3,918,973	0	3,863,030	0	3,785,839	0	3,715,731	0	3,638,540	0	3,582,598	0	3,511,000	
Comisioane bancare	RON	4992	10727	0	10499	0	10359	0	10148	0	10008	0	9797	0	9658	0	9465	0	9289	0	9096	0	8956	0	8816	
Încasări pe serviciile de apă uzată pe m ³																										
Cumulat anul trecut	m ³	140,263,799		138,418,223		140,263,799		138,418,223		140,263,799		138,418,223		140,263,799		138,418,223		140,263,799		138,418,223		140,263,799		138,418,223		140,263,799
Anul trecut	m ³	1,845,576		44,416,870		1,845,576		44,416,870		1,845,576		44,416,870		1,845,576		44,416,870		1,845,576		44,416,870		1,845,576		44,416,870		1,845,576
Cumulat anul curent	m ³	94,001,353	0	25,715,030	0	94,001,353	0	25,715,030	0	94,001,353	0	25,715,030	0	94,001,353	0	25,715,030	0	94,001,353	0	25,715,030	0	94,001,353	0	25,715,030	0	25,715,030
Anul curent	m ³	68,286,323	0	25,715,030	0	68,286,323	0	25,715,030	0	68,286,323	0	25,715,030	0	68,286,323	0	25,715,030	0	68,286,323	0	25,715,030	0	68,286,323	0	25,715,030	0	25,715,030
Încasări m ³	m ³	70,131,899	0	70,131,899	0	70,131,899	0	70,131,899	0	70,131,899	0	70,131,899	0	70,131,899	0	70,131,899	0	70,131,899	0	70,131,899	0	70,131,899	0	70,131,899	0	70,131,899
Rata 1	m ³	1,845,576		44,416,870		1,845,576		44,416,870		1,845,576		44,416,870		1,845,576		44,416,870		1,845,576		44,416,870		1,845,576		44,416,870		1,845,576
Rata 2	m ³	70,131,899		25,715,030		70,131,899		25,715,030		70,131,899		25,715,030		70,131,899		25,715,030		70,131,899		25,715,030		70,131,899		25,715,030		25,715,030
Tarif	RON	20		0.0500	de la Jan 2021		0.0500	de la Jan 2022		0.0500	de la Jan 2023		0.0500	de la Jan 2024		0.0500	de la Jan 2024		0.0500	de la Jan 2025		0.0500	de la Jan 2025		0.0500	
Încasări	RON	3,506,595	0	3,506,595	0	3,506,595	0	3,506,595	0	3,506,595	0	3,506,595	0	3,506,595	0	3,506,595	0	3,506,595	0	3,506,595	0	3,506,595	0	3,506,595	0	3,506,595
Platu	RON	2,001,944	4,301,450	0	4,209,904	0	4,153,821	0	4,069,337	0	4,013,254	0	3,928,770	0	3,872,688	0	3,795,304	0	3,725,020	0	3,647,637	0	3,591,554	0	3,511,000	
Sold	RON	19,987,367	15,685,917	19,914,909	15,705,005	19,887,710	15,733,888	19,916,586	15,847,248	20,031,065	16,017,810	20,206,037	16,277,267	20,472,174	16,599,487	20,804,556	17,009,252	21,226,972	17,501,951	21,735,753	18,088,117	22,341,270	18,749,716	23,025,897	23,025,897	
Dobândă din Contul Escrow	RON	0	722,397	0	676,110	0	676,102	0	677,221	0	681,632	0	688,313	0	698,474	0	711,124	0	727,207	0	746,559	0	769,585	0	799,000	
Sold revizuit	RON	19,987,367	16,408,314	19,914,909	16,381,115	19,887,710	16,409,991	19,916,586	16,524,470	20,031,065	16,699,442	20,206,037	16,965,580	20,472,174	17,297,961	20,804,556	17,720,377	21,226,972	18,229,158	21,735,753	18,834,676	22,341,270	19,519,302	23,025,897		
Sold necesar	RON	4,301,450	4,209,904	4,209,904	4,153,821	4,153,821	4,069,337	4,069,337	4,013,254	4,013,254	3,928,770	3,928,770	3,872,688	3,872,688	3,795,304	3,795,304	3,725,020	3,647,637	3,647,637	3,591,554	3,591,554	3,507,070	3,507,070	3,507,070		
Sold revizuit/Sold necesar	RON	4,65	3,90	4,73	3,94	4,79	4,03	4,89	4,12	4,99	4,25	5,14	4,38	5,29	4,56	5,48	4,76	5,70	5,00	5,96	5,24	6,22	5,57	6,57		
Sold necesar - Sold revizuit	RON	15,685,917	12,198,410	15,705,005	12,227,293	15,733,888	12,340,653	15,847,248	12,511,215	16,017,810	12,770,672	16,277,267	13,092,892	16,599,487	13,502,657	17,009,252	13,995,356	17,501,951	14,581,522	18,088,117	15,243,121	18,749,716	16,012,232	19,518,827		
Sold conform extrasului bancar	RON			Sold cf extras Dec 2020				Sold cf extras Dec 2021				Sold cf extras Dec 2022				Sold cf extras Dec 2023				Sold cf extras Dec 2024					Sold cf extra	



multă plăcută
13.03.2016

Termene de Plata		10/06/2026	28/11/2026	10/12/2026	28/05/2027	10/06/2027	28/11/2027	10/12/2027	28/05/2028	10/06/2028	28/11/2028	10/12/2028	28/05/2029	10/06/2029	28/11/2029	10/12/2029	28/05/2030	10/06/2030	28/11/2030	10/12/2030		
Serviciul datoriei către BERD																						
Trageri, total	Euro		10,000,000		10,000,000		10,000,000		10,000,000		10,000,000		10,000,000		10,000,000		10,000,000		10,000,000		10,000,000	
Taxa angajare împrumut, total	Euro		0		0		0		0		0		0		0		0		0		0	
Sună rambursată	Euro																					
Dobândă aferentă plății	Euro		0		0		0		0		0		0		0		0		0		0	
Total valoare scadență (BERD)	Euro																					
Suma scadență (mcno)	Euro																					
Serviciul datoriei către BEI																						
Tragere, total	Euro	25,000,000		25,000,000		25,000,000		25,000,000		25,000,000		25,000,000		25,000,000		25,000,000		25,000,000		25,000,000		
Sumă rambursată	Euro	657,895		657,895		657,895		657,895		657,895		657,895		657,895		657,895		657,895		657,895		
Dobândă aferentă	Euro	162,812		149,688		129,917		116,793		98,684		82,237		64,128		51,004		31,233		18,109		
Total valoare scadență (BEI)	Euro	820,707		807,583		787,812		774,688		756,579		740,132		722,023		708,898		689,128		676,004		
Valoare totală a Serviciului datoriei	Euro	820,707	0	807,583	0	787,812	0	774,688	0	756,579	0	740,132	0	722,023	0	708,898	0	689,128	0	676,004		
Valoare totală a Serviciului datoriei	RON	3,498,324	0	3,442,381	0	3,358,108	0	3,302,165	0	3,224,974	0	3,154,866	0	3,077,675	0	3,021,732	0	2,937,459	0	2,881,516		
Recuperarea sumelor de către PMB																						
Sumă rambursată	RON	0		0		0		0		0		0		0		0		0		0		
Plată totală/cumulativă	RON	2798913		2798913		2798913		2798913		2798913		2798913		2798913		2798913		2798913		2798913		
ANB costuri de operare (în perioada p...	RON	3000000	3000000	3000000	3000000	3000000	3000000	3000000	3000000	3000000	3000000	3000000	3000000	3000000	3000000	3000000	3000000	3000000	3000000	3000000	3000000	
ANB costuri de operare (în perioada p...	RON	0	0	0	0	0	0	0	0	0	0	0	0	0	0	0	0	0	0	0	0	
Plăți totale	RON	3,498,324	0	3,442,381	0	3,358,108	0	3,302,165	0	3,224,974	0	3,154,866	0	3,077,675	0	3,021,732	0	2,937,459	0	2,881,516		
Comisioane bancare	RON	8746	0	8606	0	8395	0	8255	0	8062	0	7887	0	7694	0	7554	0	7344	0	7204		
Încasări pe serviciile de apă uzată pe m3																						
Cumulat anul trecut	m ³		140,263,799		138,418,223		140,263,799		138,418,223		140,263,799		138,418,223		140,263,799		138,418,223		140,263,799		140,263,799	
Anul trecut	m ³		1,845,576		44,416,870		1,845,576		44,416,870		1,845,576		44,416,870		1,845,576		44,416,870		1,845,576		1,845,576	
Cumulat anul curent	m ³	0	94,001,353	0	25,715,030	0	94,001,353	0	25,715,030	0	94,001,353	0	25,715,030	0	94,001,353	0	25,715,030	0	94,001,353	0	94,001,353	
Anul curent	m ³	0	68,286,323	0	25,715,030	0	68,286,323	0	25,715,030	0	68,286,323	0	25,715,030	0	68,286,323	0	25,715,030	0	68,286,323	0	68,286,323	
Încasări m ³	m ³	0	70,131,899	0	70,131,899	0	70,131,899	0	70,131,899	0	70,131,899	0	70,131,899	0	70,131,899	0	70,131,899	0	70,131,899	0	70,131,899	
Rata 1	m ³		1,845,576		44,416,870		1,845,576		44,416,870		1,845,576		44,416,870		1,845,576		44,416,870		1,845,576		1,845,576	
Rata 2	m ³		70,131,899		25,715,030		70,131,899		25,715,030		70,131,899		25,715,030		70,131,899		25,715,030		70,131,899		70,131,899	
Tarif	RON	de la Jan 2026			0.0500	de la Jan 2027			0.0500	de la Jan 2028			0.0500	de la Jan 2029			0.0500	de la Jan 2030				
(per m3)																						
Încasări	RON	0	3,506,595	0	3,506,595	0	3,506,595	0	3,506,595	0	3,506,595	0	3,506,595	0	3,506,595	0	3,506,595	0	3,506,595	0	3,506,595	
Plati	RON	3,507,070	0	3,450,987	0	3,366,503	0	3,310,420	0	3,233,037	0	3,162,753	0	3,085,369	0	3,029,287	0	2,944,803	0	2,888,720		
Sold	RON	19,518,827	23,821,016	20,370,029	24,702,440	21,335,937	25,701,821	22,391,401	26,795,254	23,562,218	28,007,583	24,844,830	29,336,235	26,250,866	30,792,715	27,763,428	32,360,576	29,415,774	34,072,426	31,183,706		
Dobândă din Contul Escrow	RON	795,594	0	825,817	0	859,289	0	897,258	0	938,771	0	984,810	0	1,035,255	0	1,090,553	0	1,150,058	0	1,215,047		
Sold revizuit	RON	20,314,421	23,821,016	21,195,845	24,702,440	22,195,228	25,701,821	23,288,659	26,795,254	24,500,988	28,007,583	25,829,640	29,336,235	27,286,120	30,792,715	28,853,981	32,360,576	30,565,831	34,072,426	32,398,753		
Sold necesar	RON	3,450,987	3,450,987	3,366,503	3,366,503	3,310,420	3,310,420	3,233,037	3,233,037	3,162,753	3,162,753	3,085,369	3,085,369	3,029,287	3,029,287	2,944,803	2,944,803	2,888,720	2,888,720	0		
Sold revizuit/Sold necesar	RON	5,89	6,90	6,30	7,34	6,70	7,76	7,20	8,29	7,75	8,86	8,37	9,51	9,01	10,17	9,80	10,99	10,58	11,79			
Sold necesar - Sold revizuit	RON	16,863,434	20,370,029	17,829,342	21,335,937	18,884,806	22,391,401	20,055,623	23,562,218	21,338,235	24,844,830	22,744,271	26,250,866	24,256,834	27,763,428	25,909,179	29,415,774	27,677,111	31,183,706	32,398,753		
Sold conform extrasului bancar	RON	Dec 2025			Sold cf extras Dec 2026			Sold cf extras Dec 2027			Sold cf extras Dec 2028			Sold cf extras Dec 2029								



CONFORM CU ORIGINALUL



93.08.2010
 2002/2008
 2008/2010

DATE FINANCIARE

A Tragere - EIB

Valoare Max Tragere - 25milioane
 Valoare minima Tragere - 3milioane
 Nr. Max Trageri - 8

	Suma	Data
1	3,574,016.00	29-May-08
2	3,600,000.00	23-Apr-09
3	3,000,000.00	21-Aug-09
4	4,000,000.00	20-Oct-09
5	5,000,000.00	15-Jan-10
6	4,000,000.00	15-Apr-10
7	1,825,984.00	15-Aug-10
8		

Total 25,000,000
 Sold 0

B Tragere - BERD

Valoare Max Tragere - 10milioane
 Valoare Min Tragere - 0.5milioane

	Suma	Data
1	3,790,756.50	21-Jun-07
2	424,167.00	15-Mar-08
3	265,717.78	22-Aug-08
4	214,565.57	17-Oct-08
5	11,358.99	27-Mar-09
6	105,006.25	31-Jul-09
7	10,858.67	16-Sep-09
8	25,680.90	5-Oct-09
9	25,795.95	4-Nov-09
10	0.00	10-Dec-09
11	18,706.10	18-Jan-10
12	160,541.29	22-Jan-10
13	562,834.14	15-Feb-10
14	646,667.54	15-Mar-10
15	720,020.53	15-Apr-10
16	457,517.32	15-May-10
17	479,210.95	15-Jun-10
18	348,327.00	15-Jul-10
19	348,327.00	15-Aug-10
20	328,061.76	15-Sep-10
21	79,002.00	15-Oct-10
22	79,002.00	15-Nov-10
23	897,874.70	15-Dec-10
24		
25		
26		
27		
28		
29		
30		

Total 10,000,000
 Balance 0



Rata dobanzii BEI

Dobanda necapitalizata


Tragerea	Rata fixa a dobanzii	
1	4.685%	Actual
2	4.284%	Actual
3	5%	Estimat
4	5%	Estimat
5	5%	Estimat
6	5%	Estimat
7	5%	Estimat
8	5%	Estimat

Rata dobanzii BERD

Dobanda calculata pe valoarea totala scadenta cu o zi inainte de
 Dobanda semi-anuala calculata 180/360 x dobanda anuala
 Perioada de gratie nescutita de dobanda

Data	Rata dobanzii	
5/28/2007	0.000%	
11/28/2007	4.253%	Actual
5/28/2008	4.568%	Actual
11/28/2008	4.915%	Actual
5/28/2009	3.955%	Actual
11/28/2009	4.5%	Estimat
5/28/2010	4.5%	Estimat
11/28/2010	4.5%	Estimat
5/28/2011	4.5%	Estimat
11/28/2011	4.5%	Estimat
5/28/2012	4.5%	Estimat
11/28/2012	4.5%	Estimat
5/28/2013	4.5%	Estimat
11/28/2013	4.5%	Estimat
5/28/2014	4.5%	Estimat
11/28/2014	4.5%	Estimat
5/28/2015	4.5%	Estimat
11/28/2015	4.5%	Estimat
5/28/2016	4.5%	Estimat
11/28/2016	4.5%	Estimat
5/28/2017	4.5%	Estimat
11/28/2017	4.5%	Estimat
5/28/2018	4.5%	Estimat
11/28/2018	4.5%	Estimat
5/28/2019	4.5%	Estimat
11/28/2019	4.5%	Estimat
5/27/2020	4.5%	Estimat
11/27/2020	4.5%	Estimat

CONFORM CU ORIGINALUL



multa pincer
7.3.03.2010

B Procentul de recuperare

Arata proportia cumulata din suma facturata in a doua luna care a fost platita efectiv la sfarsitul fiecareia din lunile urmatoare.

Luna	Procentul de recuperare	Comment
1	0%	Cost suportat de client
2	0%	Cost facturat neachitat inca de client
3	45%	Procent de clienti care au platit integral
4	81%	Procent cumulativ de clienti care au platit integral
5	83%	Procent cumulativ de clienti care au platit integral
6	85%	Procent cumulativ de clienti care au platit integral
7	90%	Procent cumulativ de clienti care au platit integral
8	95%	Procent cumulativ de clienti care au platit integral

Datorii neachitate de 5% din clienti

C Taxa colectata, inflatie, rata de schimb-conform act aditional la contractul de concesiune

118,000 RON+ 1 %, if >= 12,336,000

D CPI index (publicat pe site-ul oficial al Institutului de statistica)


Inflatia cumulata (calculata)

An	Indicele de inflatie CI	An	Indicele de inflatie CPI
2008	8.6%	2020	3.0%
2009	8.9%	2021	3.0%
2010	3.5%	2022	3.0%
2011	3.5%	2023	3.0%
2012	3.5%	2024	3.0%
2013	3.5%	2025	3.0%
2014	3.5%	2026	3.0%
2015	3.5%	2027	3.0%
2016	3.5%	2028	3.0%
2017	3.5%	2029	3.0%
2018	3.0%	2030	3.0%
2019	3.0%		


An	Cumulat	An	Cumulat
2008	1.00	2020	1.52
2009	1.00	2021	1.57
2010	1.09	2022	1.61
2011	1.13	2023	1.66
2012	1.17	2024	1.71
2013	1.21	2025	1.76
2014	1.25	2026	1.82
2015	1.29	2027	1.87
2016	1.34	2028	1.93
2017	1.39	2029	1.98
2018	1.43	2030	2.04
2019	1.48		

E Rata de schimb lei in euro (pentru convertirea platilor dobanzilor si a taxelor de angajare imprumut)


5/28/2007	0.3125	5/28/2013	0.2346	5/28/2019	0.2346	6/10/2029	0.2346
6/10/2007	0.3125	6/10/2013	0.2346	6/10/2019	0.2346	12/10/2029	0.2346
11/28/2007	0.3125	11/28/2013	0.2346	11/28/2019	0.2346	6/10/2030	0.2346
12/10/2007	0.3125	12/10/2013	0.2346	12/10/2019	0.2346	12/10/2030	0.2346
5/28/2008	0.2760	5/28/2014	0.2346	5/27/2020	0.2346		
6/10/2008	0.2760	6/10/2014	0.2346	6/9/2020	0.2346		
11/28/2008	0.2677	11/28/2014	0.2346	11/27/2020	0.2346		
12/10/2008	0.2677	12/10/2014	0.2346	12/10/2020	0.2346		
5/28/2009	0.2353	5/28/2015	0.2346	6/10/2021	0.2346		
6/10/2009	0.2373	6/10/2015	0.2346	12/10/2021	0.2346		
11/28/2009	0.2346	11/28/2015	0.2346	6/10/2022	0.2346		
12/10/2009	0.2346	12/10/2015	0.2346	12/10/2022	0.2346		
5/28/2010	0.2346	5/28/2016	0.2346	6/10/2023	0.2346		
6/10/2010	0.2346	6/10/2016	0.2346	12/10/2023	0.2346		
11/28/2010	0.2346	11/28/2016	0.2346	6/10/2024	0.2346		
12/10/2010	0.2346	12/10/2016	0.2346	12/10/2024	0.2346		
5/28/2011	0.2346	5/28/2017	0.2346	6/10/2025	0.2346		
6/10/2011	0.2346	6/10/2017	0.2346	12/10/2025	0.2346		
11/28/2011	0.2346	11/28/2017	0.2346	6/10/2026	0.2346		
12/10/2011	0.2346	12/10/2017	0.2346	12/10/2026	0.2346		
5/28/2012	0.2346	5/28/2018	0.2346	6/10/2027	0.2346		
6/10/2012	0.2346	6/10/2018	0.2346	12/10/2027	0.2346		
11/28/2012	0.2346	11/28/2018	0.2346	6/10/2028	0.2346		
12/10/2012	0.2346	12/10/2018	0.2346	12/10/2028	0.2346		



CONFORM CU ORIGINALUL



Handwritten signature



Handwritten signature

Handwritten signature

with police
23.03.2010

F (Escrow Account) dobanda acordata de banca ROBID - (to be updated)


	2009	2010	2011	2012	2013	2014	2015	2016	2017	2018	2019	2020	2021	2022	2023	2024	2025	2026	2027	2028	2029	2030
Jan	14%	8%	8%	8%	8%	8%	8%	8%	8%	8%	8%	8%	8%	8%	8%	8%	8%	8%	8%	8%	8%	8%
Feb	14%	8%	8%	8%	8%	8%	8%	8%	8%	8%	8%	8%	8%	8%	8%	8%	8%	8%	8%	8%	8%	8%
Mar	14%	8%	8%	8%	8%	8%	8%	8%	8%	8%	8%	8%	8%	8%	8%	8%	8%	8%	8%	8%	8%	8%
Apr	13%	8%	8%	8%	8%	8%	8%	8%	8%	8%	8%	8%	8%	8%	8%	8%	8%	8%	8%	8%	8%	8%
May	10%	8%	8%	8%	8%	8%	8%	8%	8%	8%	8%	8%	8%	8%	8%	8%	8%	8%	8%	8%	8%	8%
June	10%	8%	8%	8%	8%	8%	8%	8%	8%	8%	8%	8%	8%	8%	8%	8%	8%	8%	8%	8%	8%	8%
July	6%	8%	8%	8%	8%	8%	8%	8%	8%	8%	8%	8%	8%	8%	8%	8%	8%	8%	8%	8%	8%	8%
Aug	9%	8%	8%	8%	8%	8%	8%	8%	8%	8%	8%	8%	8%	8%	8%	8%	8%	8%	8%	8%	8%	8%
Sept	9%	8%	8%	8%	8%	8%	8%	8%	8%	8%	8%	8%	8%	8%	8%	8%	8%	8%	8%	8%	8%	8%
Oct	8%	8%	8%	8%	8%	8%	8%	8%	8%	8%	8%	8%	8%	8%	8%	8%	8%	8%	8%	8%	8%	8%
Nov	8%	8%	8%	8%	8%	8%	8%	8%	8%	8%	8%	8%	8%	8%	8%	8%	8%	8%	8%	8%	8%	8%
Dec	8%	8%	8%	8%	8%	8%	8%	8%	8%	8%	8%	8%	8%	8%	8%	8%	8%	8%	8%	8%	8%	8%
Reducere	0.25	0.25	0.25	0.25	0.25	0.25	0.25	0.25	0.25	0.25	0.25	0.25	0.25	0.25	0.25	0.25	0.25	0.25	0.25	0.25	0.25	0.25
media jan-may	12.69%	7.75%	7.75%	7.75%	7.75%	7.75%	7.75%	7.75%	7.75%	7.75%	7.75%	7.75%	7.75%	7.75%	7.75%	7.75%	7.75%	7.75%	7.75%	7.75%	7.75%	7.75%
iunie	9.58%	7.75%	7.75%	7.75%	7.75%	7.75%	7.75%	7.75%	7.75%	7.75%	7.75%	7.75%	7.75%	7.75%	7.75%	7.75%	7.75%	7.75%	7.75%	7.75%	7.75%	7.75%
media iulie-noiem	7.77%	7.75%	7.75%	7.75%	7.75%	7.75%	7.75%	7.75%	7.75%	7.75%	7.75%	7.75%	7.75%	7.75%	7.75%	7.75%	7.75%	7.75%	7.75%	7.75%	7.75%	7.75%
dec	7.75%	7.75%	7.75%	7.75%	7.75%	7.75%	7.75%	7.75%	7.75%	7.75%	7.75%	7.75%	7.75%	7.75%	7.75%	7.75%	7.75%	7.75%	7.75%	7.75%	7.75%	7.75%

G Comisioane bancare
0.25 % of payments made


H Recuperare de catre PMB

2,798,913.04 Suma RON 2 Perioada (ani) 1-Jan-11 Start date (1 Jan -year) Presupune recuperarea de catre PMB la interval de 6 luni, iunie si decembrie

I Costuri de operare ale ANB in perioada de probe pentru SEAU Glina



[Handwritten signature]



CONFORM CU ORIGINALUL

