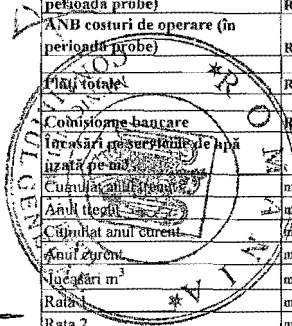


Agnes

CONFORM CU ORIGINALUL

Serviciul Datoriei și Fluxul de Numerar în contul Escrow


Table with columns: Termene de Plata, 10/12/2008, 28/05/2009, 10/06/2009, 28/11/2009, 10/12/2009, 28/05/2010, 10/06/2010, 28/11/2010, 10/12/2010, 28/05/2011, 10/06/2011, 28/11/2011, 10/12/2011, 28/05/2012, 10/06/2012, 28/11/2012, 10/12/2012, 28/05/2013, 10/06/2013, 28/11/2013. Rows include: Serviciul datoriei către BERD, Trageri, total; Serviciul datoriei către BEI, Trageri, total; Valoare totală a Serviciului datoriei (euro); Recuperarea sumelor de către PMB; ANB costuri de operare; Coborâșoare bancare; Tarif; Incasări; Sold; Sold necesar; Taxă de colectare.



fluxul de numerar
data 7.06.2011

ANEXA HG 673 98/2011

-1-



Arjun

CONFORM CU ORIGINALUL


10/12/2019	27/05/2020	09/06/2020	27/11/2020	10/12/2020	28/05/2021	10/06/2021	28/11/2021	10/12/2021	28/05/2022	10/06/2022	28/11/2022	10/12/2022	28/05/2023	10/06/2023	28/11/2023	10/12/2023	28/05/2024	10/06/2024	28/11/2024	10/12/2024	28/05/2025	10/06/2025	28/11/2025	
10,000,000			10,000,000		10,000,000		10,000,000		10,000,000		10,000,000		10,000,000		10,000,000		10,000,000		10,000,000		10,000,000		10,000,000	
0			0		0		0		0		0		0		0		0		0		0		0	
454,545			454,545																					
11,427			5,808																					
465,972			460,354																					
0	454,545	0	0																					
25,000,000		25,000,000		25,000,000		25,000,000		25,000,000		25,000,000		25,000,000		25,000,000		25,000,000		25,000,000		25,000,000		25,000,000		25,000,000
657,895		657,895		657,895		657,895		657,895		657,895		657,895		657,895		657,895		657,895		657,895		657,895		657,895
310,708		292,377		284,535		266,369		255,843		239,319		228,593		212,069		201,343		186,268		172,643		157,569		
968,603		950,272		942,430		924,464		913,738		897,214		886,488		869,964		859,238		844,163		830,538		815,464		
968,603	465,972	950,272	460,354	942,430	0	924,464	0	913,738	0	897,214	0	886,488	0	869,964	0	859,238	0	844,163	0	830,538	0	815,464	0	
4,164,702	2,003,541	4,085,884	1,979,382	4,052,164	0	3,974,916	0	3,928,799	0	3,857,749	0	3,811,632	0	3,740,582	0	3,694,465	0	3,629,649	0	3,571,065	0	3,506,249	0	
0		0		0		0		0		0		0		0		0		0		0		0		0
2,810,815		2,810,815		2,810,815		2,810,815		2,810,815		2,810,815		2,810,815		2,810,815		2,810,815		2,810,815		2,810,815		2,810,815		2,810,815
0		0		0		0		0		0		0		0		0		0		0		0		0
0		0		0		0		0		0		0		0		0		0		0		0		0
3,000,000	3,000,000	3,000,000	3,000,000	3,000,000	3,000,000	3,000,000	3,000,000	3,000,000	3,000,000	3,000,000	3,000,000	3,000,000	3,000,000	3,000,000	3,000,000	3,000,000	3,000,000	3,000,000	3,000,000	3,000,000	3,000,000	3,000,000	3,000,000	3,000,000
0		0		0		0		0		0		0		0		0		0		0		0		0
0		0		0		0		0		0		0		0		0		0		0		0		0
4,085,884		1,979,382		4,052,164		3,974,916		3,928,799		3,857,749		3,811,632		3,740,582		3,694,465		3,629,649		3,571,065		3,506,249		
0		10,215		4,948		10,130		9,937		9,822		9,644		9,529		9,351		9,236		9,074		8,928		8,766
138,418,223		140,263,799		138,418,223		140,263,799		138,418,223		140,263,799		138,418,223		140,263,799		138,418,223		140,263,799		138,418,223		140,263,799		138,418,223
44,416,870		1,845,576		44,416,870		1,845,576		44,416,870		1,845,576		44,416,870		1,845,576		44,416,870		1,845,576		44,416,870		1,845,576		44,416,870
0		94,001,353		25,715,030		94,001,353		25,715,030		94,001,353		25,715,030		94,001,353		25,715,030		94,001,353		25,715,030		94,001,353		25,715,030
0		68,286,323		25,715,030		68,286,323		25,715,030		68,286,323		25,715,030		68,286,323		25,715,030		68,286,323		25,715,030		68,286,323		25,715,030
0		70,131,899		70,131,899		70,131,899		70,131,899		70,131,899		70,131,899		70,131,899		70,131,899		70,131,899		70,131,899		70,131,899		70,131,899
44,416,870		1,845,576		44,416,870		1,845,576		44,416,870		1,845,576		44,416,870		1,845,576		44,416,870		1,845,576		44,416,870		1,845,576		44,416,870
25,715,030		70,131,899		25,715,030		70,131,899		25,715,030		70,131,899		25,715,030		70,131,899		25,715,030		70,131,899		25,715,030		70,131,899		25,715,030
0.0500	from Jan 2020		0.0500	from Jan 2021		0.0500	from Jan 2022		0.0500	from Jan 2023		0.0500	from Jan 2024		0.0500	from Jan 2025								
0	3,506,595	0	3,506,595	0	3,506,595	0	3,506,595	0	3,506,595	0	3,506,595	0	3,506,595	0	3,506,595	0	3,506,595	0	3,506,595	0	3,506,595	0	3,506,595	3,506,595
4,175,114	2,008,550	4,096,099	1,984,331	4,062,295	0	3,984,853	0	3,938,621	0	3,867,394	0	3,821,161	0	3,749,934	0	3,703,701	0	3,638,723	0	3,579,993	0	3,515,014	0	0
33,505,637	36,052,985	31,956,886	34,481,595	30,419,300	34,883,151	30,898,298	35,340,991	31,402,370	35,858,699	31,991,305	36,462,416	32,641,255	37,129,624	33,379,690	37,887,116	34,183,415	38,712,485	35,073,763	39,626,403	36,046,410	40,623,155	37,110,141	41,717,408	41,717,408
1,049,282	0	1,002,444	0	957,257	0	916,098	0	949,733	0	964,516	0	981,774	0	1,000,831	0	1,022,476	0	1,046,045	0	1,072,150	0	1,100,672	0	0
34,554,939	36,052,985	32,959,330	34,481,595	31,376,556	34,883,151	31,834,396	35,340,991	32,352,104	35,858,699	32,955,821	36,462,416	33,623,029	37,129,624	34,380,521	37,887,116	35,205,890	38,712,485	36,119,808	39,626,403	37,118,560	40,623,155	38,210,813	41,717,408	41,717,408
6,104,648	6,080,429	6,046,625	4,062,295	3,984,853	3,984,853	3,938,621	3,938,621	3,867,394	3,867,394	3,821,161	3,821,161	3,749,934	3,749,934	3,703,701	3,703,701	3,638,723	3,638,723	3,579,993	3,579,993	3,515,014	3,515,014	3,468,782	3,468,782	3,468,782
5.66	5.93	5.45	8.49	7.87	8.75	8.08	8.97	8.37	9.27	8.62	9.54	8.97	9.50	9.28	10.23	9.68	10.64	10.09	11.07	10.56	11.36	11.02	12.03	12.03
28,450,291	29,972,555	26,912,705	30,419,300	27,391,703	30,898,298	27,895,775	31,402,370	28,484,710	31,991,305	29,134,660	32,641,255	29,873,095	33,379,690	30,676,820	34,183,415	31,567,168	33,073,763	32,538,815	36,046,410	33,603,546	37,110,141	34,742,032	38,248,627	38,248,627
Soldul actual Dec 2019				Soldul actual Dec 2020				Soldul actual Dec 2021				Soldul actual Dec 2022				Soldul actual Dec 2023				Soldul actual Dec 2024				
118,000			118,000			118,000		118,000			118,000		118,000			118,000				118,000			118,000	
118,000			118,000			118,000		118,000			118,000		118,000			118,000				118,000			118,000	

Arjun

7066201

Decision Report

Avuio la MCGMB 30/2011 - 3 -



DATE FINANCIARE

A Trageri - BEI

Valoare Max Tragere - 25milioane
 Valoare minima Tragere - 3milioane
 Nr Max Trageri - 8

B Trageri - BERD

Valoare Max Tragere - 10milioane
 Valoare Min Tragere - 0.5milioane

	Suma	Data
1	3,574,016.00	29-May-08
2	3,600,000.00	23-Apr-09
3	3,000,000.00	21-Aug-09
4	4,000,000.00	20-Oct-09
5	5,000,000.00	11-Mar-10
6	3,000,000.00	11-Jun-10
7	2,825,984.00	6-Dec-10

Total 25,000,000
 Sold 0

	Suma	Data
1	3,790,756.50	21-Jun-07
2	424,167.00	15-Mar-08
3	265,717.78	22-Aug-08
4	214,565.57	17-Oct-08
5	11,358.99	27-Mar-09
6	105,006.25	31-Jul-09
7	10,858.67	16-Sep-09
8	25,680.90	5-Oct-09
9	25,795.95	4-Nov-09
10	18,706.10	18-Jan-10
11	160,541.29	22-Jan-10
12	1,209,501.68	15-Mar-10
13	476,825.77	6-May-10
14	237,764.15	1-Jun-10
15	662,693.94	9-Jul-10
16	360,988.78	19-Aug-10
17	218,996.76	16-Sep-10
18	565,021.62	16-Nov-10
19	225,587.72	22-Nov-10
20	198,957.08	10-Dec-10
21	129,259.26	31-Jan-11
22	137,832.38	
23	410,782.41	
24	112,633.45	
25	0.00	
26	0.00	
27	0.00	
28		
29		
30		

Total 10,000,000.00
 Sold -

Rata dobânzii BEI

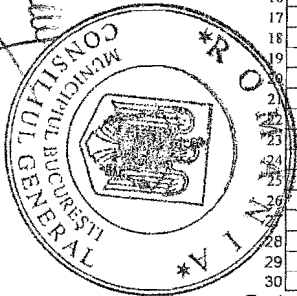
Dobanda necapitalizata
 Rata fixa a
 Tragera dobanzii

Tragera	Rata	dobanzii
1	4.685%	Actual
2	4.284%	Actual
3	4.381%	Estimat
4	4.142%	Estimat
5	3.923%	Estimat
6	3.400%	Estimat
7	5%	Estimat
8	5%	Estimat

Rata dobânzii BERD

Dobanda calculata pe valoarea totala scadenta cu o zi inainte de plata
 Dobanda semi-annuala calculata 180/360 x dobanda annuala
 Perioada de gratie nescutita de dobanda
 Rata

Date	Rata	dobânzii
5/28/2007	0.000%	
11/28/2007	4.253%	Actual
5/28/2008	4.568%	Actual
11/28/2008	4.915%	Actual
5/28/2009	2.660%	Actual
11/28/2009	0.830%	Actual
5/28/2010	0.763%	Actual
11/28/2010	0.876%	Actual
5/28/2011	1.0%	Estimat
11/28/2011	1.0%	Estimat
5/28/2012	1.0%	Estimat
11/28/2012	1.0%	Estimat
5/28/2013	1.0%	Estimat
11/28/2013	1.0%	Estimat
5/28/2014	1.0%	Estimat
11/28/2014	1.0%	Estimat
5/28/2015	1.0%	Estimat
11/28/2015	1.0%	Estimat
5/28/2016	1.0%	Estimat
11/28/2016	1.0%	Estimat
5/28/2017	1.0%	Estimat
11/28/2017	1.0%	Estimat
5/28/2018	1.0%	Estimat
11/28/2018	1.0%	Estimat
5/28/2019	1.0%	Estimat
11/28/2019	1.0%	Estimat
5/27/2020	1.0%	Estimat
11/27/2020	1.0%	Estimat



B Procentul de recuperare


Arata proportia cumulata din suma facturata in a doua luna care a fost platita efectiv la sfarsitul fiecareia din lunile urmatoare.

Luna	Procentul de recuperare	Comentarii
1	0%	Cost suportat de client
2	0%	Cost facturat neachitat inca de client
3	45%	Procent de clienti care au platit integral
4	81%	Procent cumulativ de clienti care au platit integral
5	83%	Procent cumulativ de clienti care au platit integral
6	85%	Procent cumulativ de clienti care au platit integral
7	90%	Procent cumulativ de clienti care au platit integral
8	95%	Procent cumulativ de clienti care au platit integral

Datorii neachitate de 5% din clienti

C Taxa colectata, inflatie, rata de schimb-conform act aditional la contractul de concesiune

118,000 RON+ [] %, if >/= [] 12,336,000



Muehlysoet Juma
 7.06.2011

ALEXO HPCOM B 35/2011

D CPI index (publicat pe site-ul oficial al Institutului de statistica)

An	Indicele de inflatie CPI	An	Indicele de inflatie CPI
2008	8.6%	2020	3.0%
2009	4.0%	2021	3.0%
2010	6.0%	2022	3.0%
2011	5.0%	2023	3.0%
2012	5.0%	2024	3.0%
2013	3.5%	2025	3.0%
2014	3.5%	2026	3.0%
2015	3.5%	2027	3.0%
2016	3.5%	2028	3.0%
2017	3.5%	2029	3.0%
2018	3.0%	2030	3.0%
2019	3.0%		

Inflatia cumulata (calculata)

An	Cumulat	An	Cumulat
2008	1.00	2020	1.53
2009	1.00	2021	1.58
2010	1.04	2022	1.62
2011	1.10	2023	1.67
2012	1.16	2024	1.72
2013	1.22	2025	1.78
2014	1.26	2026	1.83
2015	1.30	2027	1.88
2016	1.35	2028	1.94
2017	1.39	2029	2.00
2018	1.44	2030	2.06
2019	1.49		

E Rata de schimb lei in euro (pentru convertirea platilor dobanzilor si a taxelor de angajare imprumut)

5/28/2007	0.3058	5/28/2013	0.2326	5/28/2019	0.2326	6/10/2029	0.2326
6/10/2007	0.3044	6/10/2013	0.2326	6/10/2019	0.2326	12/10/2029	0.2326
11/28/2007	0.2808	11/28/2013	0.2326	11/28/2019	0.2326	6/10/2030	0.2326
12/10/2007	0.2845	12/10/2013	0.2326	12/10/2019	0.2326	12/10/2030	0.2326
5/28/2008	0.2724	5/28/2014	0.2326	5/27/2020	0.2326		
6/10/2008	0.2728	6/10/2014	0.2326	6/9/2020	0.2326		
11/28/2008	0.2646	11/28/2014	0.2326	11/27/2020	0.2326		
12/10/2008	0.2572	12/10/2014	0.2326	12/10/2020	0.2326		
5/28/2009	0.2386	5/28/2015	0.2326	6/10/2021	0.2326		
6/10/2009	0.2381	6/10/2015	0.2326	12/10/2021	0.2326		
11/28/2009	0.2336	11/28/2015	0.2326	6/10/2022	0.2326		
12/10/2009	0.2361	12/10/2015	0.2326	12/10/2022	0.2326		
5/28/2010	0.2403	5/28/2016	0.2326	6/10/2023	0.2326		
6/10/2010	0.2369	6/10/2016	0.2326	12/10/2023	0.2326		
11/28/2010	0.2318	11/28/2016	0.2326	6/10/2024	0.2326		
12/10/2010	0.2326	12/10/2016	0.2326	12/10/2024	0.2326		
5/28/2011	0.2326	5/28/2017	0.2326	6/10/2025	0.2326		
6/10/2011	0.2326	6/10/2017	0.2326	12/10/2025	0.2326		
11/28/2011	0.2326	11/28/2017	0.2326	6/10/2026	0.2326		
12/10/2011	0.2326	12/10/2017	0.2326	12/10/2026	0.2326		
5/28/2012	0.2326	5/28/2018	0.2326	6/10/2027	0.2326		
6/10/2012	0.2326	6/10/2018	0.2326	12/10/2027	0.2326		
11/28/2012	0.2326	11/28/2018	0.2326	6/10/2028	0.2326		
12/10/2012	0.2326	12/10/2018	0.2326	12/10/2028	0.2326		


[Handwritten signature]

CONTOUL ORIGINAL



[Handwritten signature]
 Publicat pe site-ul
 7.06.2011 - 6 -

Auex5 la HCGN15 30/2011



[Handwritten signature]

CONFORM CU ORIGINALUL


F (Escrow Account) dobanda acordata de banca
 ROBID - bank defined reduction (fixed to end 2010)
 (to be updated)

	2009	2010	2011	2012	2013	2014	2015	2016	2017	2018	2019	2020	2021	2022	2023	2024	2025	2026	2027	2028	2029	2030
Jan	14%	8%	6%	6%	6%	6%	6%	6%	6%	6%	6%	6%	6%	6%	6%	6%	6%	6%	6%	6%	6%	6%
Feb	14%	8%	6%	6%	6%	6%	6%	6%	6%	6%	6%	6%	6%	6%	6%	6%	6%	6%	6%	6%	6%	6%
Mar	14%	7%	6%	6%	6%	6%	6%	6%	6%	6%	6%	6%	6%	6%	6%	6%	6%	6%	6%	6%	6%	6%
Apr	13%	5%	6%	6%	6%	6%	6%	6%	6%	6%	6%	6%	6%	6%	6%	6%	6%	6%	6%	6%	6%	6%
May	10%	5%	6%	6%	6%	6%	6%	6%	6%	6%	6%	6%	6%	6%	6%	6%	6%	6%	6%	6%	6%	6%
June	10%	7%	6%	6%	6%	6%	6%	6%	6%	6%	6%	6%	6%	6%	6%	6%	6%	6%	6%	6%	6%	6%
July	6%	7%	6%	6%	6%	6%	6%	6%	6%	6%	6%	6%	6%	6%	6%	6%	6%	6%	6%	6%	6%	6%
Aug	9%	7%	6%	6%	6%	6%	6%	6%	6%	6%	6%	6%	6%	6%	6%	6%	6%	6%	6%	6%	6%	6%
Sept	9%	7%	6%	6%	6%	6%	6%	6%	6%	6%	6%	6%	6%	6%	6%	6%	6%	6%	6%	6%	6%	6%
Oct	8%	7%	6%	6%	6%	6%	6%	6%	6%	6%	6%	6%	6%	6%	6%	6%	6%	6%	6%	6%	6%	6%
Nov	8%	7%	6%	6%	6%	6%	6%	6%	6%	6%	6%	6%	6%	6%	6%	6%	6%	6%	6%	6%	6%	6%
Dec	8%	6%	6%	6%	6%	6%	6%	6%	6%	6%	6%	6%	6%	6%	6%	6%	6%	6%	6%	6%	6%	6%
Redncere	0.25	0.25	0.25	0.25	0.25	0.25	0.25	0.25	0.25	0.25	0.25	0.25	0.25	0.25	0.25	0.25	0.25	0.25	0.25	0.25	0.25	0.25
media jan-may	12.69%	6.14%	5.80%	5.80%	5.80%	5.80%	5.80%	5.80%	5.80%	5.80%	5.80%	5.80%	5.80%	5.80%	5.80%	5.80%	5.80%	5.80%	5.80%	5.80%	5.80%	5.80%
media iunie	9.58%	6.55%	5.80%	5.80%	5.80%	5.80%	5.80%	5.80%	5.80%	5.80%	5.80%	5.80%	5.80%	5.80%	5.80%	5.80%	5.80%	5.80%	5.80%	5.80%	5.80%	5.80%
media iulie-noi	7.77%	6.43%	5.80%	5.80%	5.80%	5.80%	5.80%	5.80%	5.80%	5.80%	5.80%	5.80%	5.80%	5.80%	5.80%	5.80%	5.80%	5.80%	5.80%	5.80%	5.80%	5.80%
dec	7.75%	6.05%	5.80%	5.80%	5.80%	5.80%	5.80%	5.80%	5.80%	5.80%	5.80%	5.80%	5.80%	5.80%	5.80%	5.80%	5.80%	5.80%	5.80%	5.80%	5.80%	5.80%

G Comisioane bancare
 0.25% din plățile efectuate


H Recuperare de către PMB
 2,810,814.64 Suma RON 2 Perioada (ani) 1-Jun-11 Start date (1 Jan -year) Presupunere recuperarea de catre PMB la interval de 6 luni, iunie si decembrie

I Costuri de operare ale ANB in perioada de probe pentru SEAU Gîina
 3,000,000 Suma/luna RON 3 Perioada (luni) 20-Jun-11 Start data (zi luna an)



Sechilăuț Jeneu 7 - 7.06.2011

Acord 16 NCGNB 98/2011




Amel

CONFORM CU ORIGINALUL

Date intrare

	2001	2002	2003	2004	2005	2006	2007	2008	2009	2010	2011	2012	2013	2014
Populatia Municipiului Bucuresti	1,996,814	1,934,449	1,929,615	1,927,559	1,924,959	1,922,072	1,919,477	1,916,885	1,914,298	1,911,000	1,911,000	1,911,000	1,911,000	1,911,000
Populatia conectata la reteaua de canalizare	83.7%	86.0%	86.2%	86.1%	86.3%	86.4%	86.7%	87.0%	98.0%	98.0%	99.0%	98.0%	98.0%	98.0%
Consumul mediu anual de apa pe cap de locuitor (l/hd)	254	228	185	163	145	185	185	185	194	190	170	190	180	170
Procentul de apa care se intoarce in canalizare	100%	100%	100%	100%	100%	100%	100%	100%	100%	100%	100%	100%	100%	100%
Volumul de apa industriala facturata (milioane m3)	143.4	128	108.3	96.8	85.7	80	75	70	65	60	63	60	60	60
Volumul de apa uzata din comunitatile invecinate (milioane m3 pe an)	0	0	0	0	0	0	0	0	0	0	0	0	0	0
Valoarea lunar de apa uzata						15,883,384	15,486,234	15,089,015	16,335,055	15,674,846	14,417,000	15,674,846	15,113,012	14,551,178
								181,068,178	196,020,659	188,098,152	173,004,000			
								15,089,015						

Amel




Valori lunare

	2009	2010	2011	2012	2013	2014	2015	2016	2017	2018	2019	2020	2021	2022
Jan	16,172,410	14,750,000	14,417,000	15,674,846	15,113,012	14,551,178	13,989,344	13,427,510	12,865,676	12,303,842	12,303,842	12,303,842	12,303,842	12,303,842
Feb	16,454,520	14,750,000	14,417,000	15,674,846	15,113,012	14,551,178	13,989,344	13,427,510	12,865,676	12,303,842	12,303,842	12,303,842	12,303,842	12,303,842
Mar	16,003,880	14,750,000	14,417,000	15,674,846	15,113,012	14,551,178	13,989,344	13,427,510	12,865,676	12,303,842	12,303,842	12,303,842	12,303,842	12,303,842
Apr	16,258,700	14,750,000	14,417,000	15,674,846	15,113,012	14,551,178	13,989,344	13,427,510	12,865,676	12,303,842	12,303,842	12,303,842	12,303,842	12,303,842
May	16,533,980	14,750,000	14,417,000	15,674,846	15,113,012	14,551,178	13,989,344	13,427,510	12,865,676	12,303,842	12,303,842	12,303,842	12,303,842	12,303,842
June	16,311,150	14,750,000	14,417,000	15,674,846	15,113,012	14,551,178	13,989,344	13,427,510	12,865,676	12,303,842	12,303,842	12,303,842	12,303,842	12,303,842
July	18,204,110	14,750,000	14,417,000	15,674,846	15,113,012	14,551,178	13,989,344	13,427,510	12,865,676	12,303,842	12,303,842	12,303,842	12,303,842	12,303,842
Aug	16,152,480	14,750,000	14,417,000	15,674,846	15,113,012	14,551,178	13,989,344	13,427,510	12,865,676	12,303,842	12,303,842	12,303,842	12,303,842	12,303,842
Sept	16,152,480	14,750,000	14,417,000	15,674,846	15,113,012	14,551,178	13,989,344	13,427,510	12,865,676	12,303,842	12,303,842	12,303,842	12,303,842	12,303,842
Oct	16,152,480	14,750,000	14,417,000	15,674,846	15,113,012	14,551,178	13,989,344	13,427,510	12,865,676	12,303,842	12,303,842	12,303,842	12,303,842	12,303,842
Nov	16,152,480	14,750,000	14,417,000	15,674,846	15,113,012	14,551,178	13,989,344	13,427,510	12,865,676	12,303,842	12,303,842	12,303,842	12,303,842	12,303,842
Dec	16,152,480	14,750,000	14,417,000	15,674,846	15,113,012	14,551,178	13,989,344	13,427,510	12,865,676	12,303,842	12,303,842	12,303,842	12,303,842	12,303,842
Total	196,701,150	177,000,000	173,004,000	188,098,152	181,356,144	174,614,136	167,872,128	161,130,120	154,388,112	147,646,104	147,646,104	147,646,104	147,646,104	147,646,104
	64,889,510	59,000,000	57,668,000	62,699,384	60,452,048	58,204,712	55,957,376	53,710,040	51,462,704	49,215,368	49,215,368	49,215,368	49,215,368	49,215,368
	164,396,190	147,500,000	144,170,000	156,748,460	151,130,120	145,511,780	139,893,440	134,275,100	128,656,760	123,038,420	123,038,420	123,038,420	123,038,420	123,038,420


Amel

Anexa la MCGMB 38/2011



Municipalitatea - 8 - 17.06.2011


2015	2016	2017	2018	2019	2020	2021	2022	2023	2024	2025	2026	2027	2028	2029	2030
1,911,000	1,911,000	1,911,000	1,911,000	1,911,000	1,911,000	1,911,000	1,911,000	1,911,000	1,911,000	1,911,000	1,911,000	1,911,000	1,911,000	1,911,000	1,911,000
98.0%	98.0%	98.0%	98.0%	98.0%	98.0%	98.0%	98.0%	98.0%	98.0%	98.0%	98.0%	98.0%	98.0%	98.0%	98.0%
160	150	140	130	130	130	130	130	130	130	130	130	130	130	130	130
100%	100%	100%	100%	100%	100%	100%	100%	100%	100%	100%	100%	100%	100%	100%	100%
60	60	60	60	60	60	60	60	60	60	60	60	60	60	60	60
	0	0	0	0	0	0	0	0	0	0	0	0	0	0	0
12,989,344	13,427,510	12,865,676	12,303,842	12,303,842	12,303,842	12,303,842	12,303,842	12,303,842	12,303,842	12,303,842	12,303,842	12,303,842	12,303,842	12,303,842	12,303,842



2023	2024	2025	2026	2027	2028	2029	2030
12,303,842	12,303,842	12,303,842	12,303,842	12,303,842	12,303,842	12,303,842	12,303,842
12,303,842	12,303,842	12,303,842	12,303,842	12,303,842	12,303,842	12,303,842	12,303,842
12,303,842	12,303,842	12,303,842	12,303,842	12,303,842	12,303,842	12,303,842	12,303,842
12,303,842	12,303,842	12,303,842	12,303,842	12,303,842	12,303,842	12,303,842	12,303,842
12,303,842	12,303,842	12,303,842	12,303,842	12,303,842	12,303,842	12,303,842	12,303,842
12,303,842	12,303,842	12,303,842	12,303,842	12,303,842	12,303,842	12,303,842	12,303,842
12,303,842	12,303,842	12,303,842	12,303,842	12,303,842	12,303,842	12,303,842	12,303,842
12,303,842	12,303,842	12,303,842	12,303,842	12,303,842	12,303,842	12,303,842	12,303,842
12,303,842	12,303,842	12,303,842	12,303,842	12,303,842	12,303,842	12,303,842	12,303,842
12,303,842	12,303,842	12,303,842	12,303,842	12,303,842	12,303,842	12,303,842	12,303,842
12,303,842	12,303,842	12,303,842	12,303,842	12,303,842	12,303,842	12,303,842	12,303,842
12,303,842	12,303,842	12,303,842	12,303,842	12,303,842	12,303,842	12,303,842	12,303,842
12,303,842	12,303,842	12,303,842	12,303,842	12,303,842	12,303,842	12,303,842	12,303,842
12,303,842	12,303,842	12,303,842	12,303,842	12,303,842	12,303,842	12,303,842	12,303,842
12,303,842	12,303,842	12,303,842	12,303,842	12,303,842	12,303,842	12,303,842	12,303,842

147,646,104	147,646,104	147,646,104	147,646,104	147,646,104	147,646,104	147,646,104	147,646,104
49,215,368	49,215,368	49,215,368	49,215,368	49,215,368	49,215,368	49,215,368	49,215,368
123,038,420	123,038,420	123,038,420	123,038,420	123,038,420	123,038,420	123,038,420	123,038,420

ORIGINAL
CONSILIUL LOCAL
BUZĂRENI



Decizia nr. HCBMB 98/2011

Justificarea sumei - g-