



Serviciul Datorii și Fluxul de Numerar în Contul Escrow



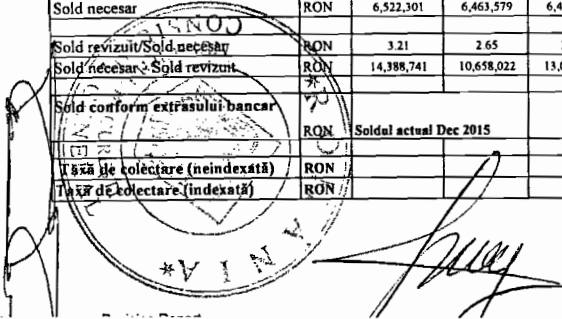
Table with columns for 'Termene de Plata' (28/05/2011, 10/06/2011, 28/11/2011, 10/12/2011, 28/05/2012, 10/12/2012, 28/05/2013, 10/06/2013, 28/11/2013, 10/12/2013, 28/05/2014, 10/06/2014, 28/11/2014, 10/12/2014, 28/05/2015, 10/06/2015, 28/11/2015, 10/12/2015) and rows for various financial metrics like 'Serviciul datoriei către BERD', 'Serviciul datoriei către BEI', 'Valoare totală a Serviciului datoriei (euro)', etc.

ANEXA LA HCGMB NR. 4 / 30.01.2012





Termene de Plata		28/05/2016	10/06/2016	28/11/2016	10/12/2016	28/05/2017	10/12/2017	28/05/2018	10/06/2018	28/11/2018	10/12/2018	28/05/2019	10/06/2019	28/11/2019	10/12/2019	27/05/2020	09/06/2020	27/11/2020	10/12/2020	28/05/2021	
Serviciul datoriei către BERD																					
Tragere, total	Euro	10,000,000		10,000,000		10,000,000		10,000,000		10,000,000		10,000,000		10,000,000		10,000,000		10,000,000		10,000,000	
Taxa angajare imprumut, total	Euro	0		0		0		0		0		0		0		0		0		0	
Sumă rambursată	Euro	466,873		466,873		466,873		466,873		466,873		466,873		466,873		466,873		466,873		466,873	
Suma rambursată cumulată	Euro	5,798,141		6,265,014		6,731,887		7,198,761		7,665,634		8,132,507		8,599,380		9,066,254		9,533,127		10,000,000.00	
Dobândă aferentă plății	Euro	59,008		51,690		46,947		41,759		35,210		29,828		23,473		17,897		11,737		5,966	0
Total valoare scadență (BERD)	Euro	525,881		520,564		513,820		508,632		502,083		496,701		490,347		484,770		478,610		472,839	0
Suma scadență (memo)	Euro	4,201,859		3,734,996		3,268,113		2,801,239		2,334,366		1,867,493		1,400,620		933,746		466,873		0	0
Serviciul datoriei către BEI																					
Tragere, total	Euro		25,000,000		25,000,000		25,000,000		25,000,000		25,000,000		25,000,000		25,000,000		25,000,000		25,000,000		25,000,000
Sumă rambursată	Euro		657,895		657,895		657,895		657,895		657,895		657,895		657,895		657,895		657,895		657,895
Suma rambursată cumulată	Euro		5,921,053		6,578,947		7,236,842		7,894,737		8,552,632		9,210,526		9,868,421		10,526,316		11,184,211		11,842,105
Dobândă aferentă	Euro		386,772		372,680		357,200		345,853		328,666		317,031		299,843		288,208		270,061		261,974
Total valoare scadență (BEI)	Euro		1,044,667		1,030,574		1,015,094		1,003,748		986,560		974,926		957,738		946,103		927,956		919,869
Valoare totală a Serviciului datoriei (euro)																					
	Euro	525,881	1,044,667	520,564	1,030,574	513,820	1,015,094	508,632	1,003,748	502,083	986,560	496,701	974,926	490,347	957,738	484,770	946,103	478,610	927,956	472,839	919,869
Valoare totală a Serviciului datoriei (Ron)																					
	RON	2,185,876	4,342,261	2,163,775	4,283,686	2,135,744	4,219,341	2,114,182	4,172,179	2,086,959	4,100,737	2,064,588	4,052,376	2,038,175	3,980,934	2,014,995	3,932,573	1,989,390	3,857,143	1,965,402	3,823,526
Recuperarea sumelor de către PMB																					
Sumă rambursată	RON		0		0		0		0		0		0		0		0		0		0
Plată totală/cumulativă	RON		0		0		0		0		0		0		0		0		0		0
Plăți totale																					
	RON	2,185,876	4,342,261	2,163,775	4,283,686	2,135,744	4,219,341	2,114,182	4,172,179	2,086,959	4,100,737	2,064,588	4,052,376	2,038,175	3,980,934	2,014,995	3,932,573	1,989,390	3,857,143	1,965,402	3,823,526
Comisioane bancare																					
	RON	5,465	10,856	5,409	10,709	5,339	10,548	5,285	10,430	5,217	10,252	5,161	10,131	5,095	4,952	5,037	4,931	4,973	4,943	4,914	4,894
Încasări pe serviciile de apă uzată pe m3																					
Cumulat anul trecut	m ³	150,617,177		152,625,406		150,617,177		152,625,406		150,617,177		152,625,406		150,617,177		152,625,406		150,617,177		152,625,406	150,617,177
Anul trecut	m ³	48,331,379		2,008,229		48,331,379		2,008,229		48,331,379		2,008,229		48,331,379		2,008,229		48,331,379		2,008,229	48,331,379
Cumulat anul curent	m ³	27,981,324	0	102,285,799	0	27,981,324	0	102,285,799	0	27,981,324	0	102,285,799	0	27,981,324	0	102,285,799	0	27,981,324	0	102,285,799	0
Anul curent	m ³	27,981,324	0	74,304,474	0	27,981,324	0	74,304,474	0	27,981,324	0	74,304,474	0	27,981,324	0	74,304,474	0	27,981,324	0	74,304,474	0
Încasări m ³	m ³	76,312,703	0	76,312,703	0	76,312,703	0	76,312,703	0	76,312,703	0	76,312,703	0	76,312,703	0	76,312,703	0	76,312,703	0	76,312,703	0
Rata 1	m ³	48,331,379		2,008,229		48,331,379		2,008,229		48,331,379		2,008,229		48,331,379		2,008,229		48,331,379		2,008,229	48,331,379
Rata 2	m ³	27,981,324		76,312,703		27,981,324		76,312,703		27,981,324		76,312,703		27,981,324		76,312,703		27,981,324		76,312,703	27,981,324
Tarif																					
	RON	0.0600	from Jan 2016		0.0600	from Jan 2017		0.0600	from Jan 2018		0.0600	from Jan 2019		0.0600	from Jan 2020		0.0600	from Jan 2020		0.0600	from Jan 2021
Încasări																					
	RON	4,095,448	0	4,578,762	0	4,578,762	0	4,578,762	0	4,578,762	0	4,578,762	0	4,578,762	0	4,578,762	0	4,578,762	0	4,578,762	4,298,949
Plati																					
	RON	2,191,341	4,353,117	2,169,184	4,294,395	2,141,083	4,229,889	2,119,467	4,182,609	2,092,177	4,110,989	2,069,750	4,062,507	2,043,270	3,990,887	2,020,033	3,942,404	1,994,363	3,866,786	1,970,315	3,833,085
Sold																					
	RON	20,911,042	16,557,925	19,531,179	15,236,784	18,190,569	13,960,680	16,897,534	12,714,925	15,641,857	11,530,868	14,443,980	10,381,473	13,286,561	9,295,674	12,190,570	8,248,166	11,137,119	7,270,333	10,152,885	6,319,801
Dobândă din Contul Escrow																					
	RON	0	563,676	0	516,107	0	477,558	0	440,347	0	404,100	0	369,595	0	336,166	0	304,555	0	274,105	0	245,671
Sold revizuit																					
	RON	20,911,042	17,121,601	19,531,179	15,752,890	18,190,569	14,438,239	16,897,534	13,155,271	15,641,857	11,934,968	14,443,980	10,751,069	13,286,561	9,631,840	12,190,570	8,552,720	11,137,119	7,544,438	10,152,885	6,565,471
Sold necesar																					
	RON	6,522,301	6,463,579	6,435,478	6,370,972	6,349,356	6,302,076	6,274,786	6,203,166	6,180,739	6,132,256	6,105,777	6,034,157	6,010,919	5,962,437	5,936,767	5,861,149	5,837,101	5,803,400	3,833,085	3,758,988
Sold revizuit/Sold necesar																					
	RON	3.21	2.65	3.03	2.47	2.86	2.29	2.69	2.12	2.53	1.95	2.37	1.78	2.21	1.62	2.05	1.46	1.91	1.30	2.65	1.75
Sold necesar - Sold revizuit																					
	RON	14,388,741	10,658,022	13,095,701	9,381,918	11,841,213	8,136,162	10,622,748	6,952,106	9,461,118	5,802,711	8,338,203	4,716,912	7,275,642	3,669,403	6,253,802	2,691,571	5,300,018	1,741,038	6,319,801	2,806,483
Sold conform extrasului bancar																					
	RON	Soldul actual Dec 2015			Soldul actual Dec 2016			Soldul actual Dec 2017			Soldul actual Dec 2018			Soldul actual Dec 2019			Soldul actual I				
Taxă de colectare (neindexată)																					
	RON				118,000			118,000			118,000				118,000				118,000		
Taxă de colectare (indexată)																					
	RON				118,000			118,000			118,000				118,000				118,000		



9

PRIMĂRIA MUNICIPIULUI BUCURINI
 ASISTENȚA SOCIALĂ ȘI JUVEȚIA
 DIRECTOR
 [Signature]

Termene de Plata		10/06/2021	28/11/2021	10/12/2021	28/05/2022	10/12/2022	28/05/2023	10/06/2023	28/11/2023	10/12/2023	28/05/2024	10/06/2024	28/11/2024	10/12/2024	28/05/2025	10/06/2025	28/11/2025	10/12/2025	28/05/2026	10/06/2026	
Servicii datoriei către BERD																					
Trageri, total	Euro		10,000,000		10,000,000		10,000,000		10,000,000		10,000,000		10,000,000		10,000,000		10,000,000		10,000,000		
Taxa angajare imprumut, total	Euro		0		0		0		0		0		0		0		0		0		
Sumă rambursată	Euro																				
Suma rambursată cumulată	Euro																				
Dobândă aferentă plății	Euro		0		0		0		0		0		0		0		0		0		
Total valoare scadentă (BERD)	Euro		0		0		0		0		0		0		0		0		0		
Suma scadentă (memo)	Euro																				
Servicii datoriei către BEI																					
Tragere, total	Euro	25,000,000		25,000,000		25,000,000		25,000,000		25,000,000		25,000,000		25,000,000		25,000,000		25,000,000		25,000,000	
Sumă rambursată	Euro	657,895		657,895		657,895		657,895		657,895		657,895		657,895		657,895		657,895		657,895	
Suma rambursată cumulată	Euro	12,500,000		13,157,895		13,815,789		14,473,684		15,131,579		15,789,474		16,447,368		17,105,263		17,763,158		18,421,053	
Dobândă aferentă	Euro	244,192		233,343		216,942		206,093		189,692		178,843		163,830		150,205		135,192		124,343	
Total valoare scadentă (BEI)	Euro	902,087		891,238		874,837		863,988		847,587		836,738		821,725		808,100		793,087		782,238	
Valoare totală a Serviciului datoriei (euro)	Euro	902,087	0	891,238	0	874,837	0	863,988	0	847,587	0	836,738	0	821,725	0	808,100	0	793,087	0	782,238	
Valoare totală a Serviciului datoriei (Ron)	RON	3,749,614	0	3,704,520	0	3,636,346	0	3,591,253	0	3,523,079	0	3,477,985	0	3,415,582	0	3,358,948	0	3,296,544	0	3,251,451	
Recuperarea sumelor de către PMB																					
Sumă rambursată	RON	0	0	0	0	0	0	0	0	0	0	0	0	0	0	0	0	0	0	0	
Plată totală/cumulativă	RON	0	0	0	0	0	0	0	0	0	0	0	0	0	0	0	0	0	0	0	
Plăți totale	RON	3,749,614	0	3,704,520	0	3,636,346	0	3,591,253	0	3,523,079	0	3,477,985	0	3,415,582	0	3,358,948	0	3,296,544	0	3,251,451	
Comisioane bancare	RON	9,374	0	9,261	0	9,091	0	8,978	0	8,808	0	8,695	0	8,539	0	8,397	0	8,241	0	8,129	
Încasări pe serviciile de apă uzată pe m3																					
Cumulat anul trecut	m ³		152,625,406		150,617,177		152,625,406		150,617,177		152,625,406		150,617,177		152,625,406		150,617,177		152,625,406		150,617,177
Anul trecut	m ³		2,008,229		48,331,379		2,008,229		48,331,379		2,008,229		48,331,379		2,008,229		48,331,379		2,008,229		48,331,379
Cumulat anul curent	m ³	0	102,285,799	0	27,981,324	0	102,285,799	0	27,981,324	0	102,285,799	0	27,981,324	0	102,285,799	0	27,981,324	0	102,285,799	0	
Anul curent	m ³	0	74,304,474	0	27,981,324	0	74,304,474	0	27,981,324	0	74,304,474	0	27,981,324	0	74,304,474	0	27,981,324	0	74,304,474	0	
Încasări m ³	m ³	0	76,312,703	0	76,312,703	0	76,312,703	0	76,312,703	0	76,312,703	0	76,312,703	0	76,312,703	0	76,312,703	0	76,312,703	0	
Rata 1	m ³		2,008,229		48,331,379		2,008,229		48,331,379		2,008,229		48,331,379		2,008,229		48,331,379		2,008,229		48,331,379
Rata 2	m ³		76,312,703		27,981,324		76,312,703		27,981,324		76,312,703		27,981,324		76,312,703		27,981,324		76,312,703		27,981,324
Tarif (per m ³)	RON	from Jan 2021			0.0400	from Jan 2022			0.0400	from Jan 2023			0.0400	from Jan 2024			0.0400	from Jan 2025		0.0400	from Jan 2026
Încasări	RON	0	3,815,635	0	3,535,822	0	3,052,508	0	3,052,508	0	3,052,508	0	3,052,508	0	3,052,508	0	3,052,508	0	3,052,508	0	
Plati	RON	3,758,988	0	3,713,781	0	3,645,437	0	3,600,231	0	3,531,887	0	3,486,680	0	3,424,121	0	3,367,345	0	3,304,786	0	3,259,579	
Sold	RON	7,105,432	11,159,256	7,445,474	11,236,338	7,590,900	10,905,133	7,304,903	10,617,594	7,085,707	10,390,086	6,903,405	10,201,327	6,777,206	10,069,763	6,702,418	9,991,250	6,686,464	9,973,082		
Dobândă din Contul Escrow	RON	238,188	0	255,041	0	261,725	0	260,183	0	251,871	0	245,413	0	240,049	0	236,324	0	234,110	0	233,621	
Sold revizuit	RON	7,343,621	11,159,256	7,700,516	11,236,338	7,852,625	10,905,133	7,565,086	10,617,594	7,337,578	10,390,086	7,148,819	10,201,327	7,017,255	10,069,763	6,938,742	9,991,250	6,920,574	9,973,082		
Sold necesar	RON	3,713,781	3,713,781	3,645,437	3,645,437	3,600,231	3,531,887	3,531,887	3,486,680	3,486,680	3,424,121	3,424,121	3,367,145	3,367,145	3,304,786	3,304,786	3,259,579	3,259,579	3,191,235		
Sold revizuit/Sold necesar	RON	1.98	3.00	2.11	3.08	2.18	3.03	2.14	3.01	2.10	2.98	2.09	2.98	2.08	2.99	2.10	3.02	2.12	3.06		
Sold necesar - Sold revizuit	RON	3,629,839	7,445,474	4,055,078	7,590,900	4,252,395	7,304,903	4,033,199	7,085,707	3,850,897	6,903,405	3,724,698	6,777,206	3,649,910	6,702,418	6,686,464	3,660,995	6,713,503	3,755,889		
Sold conform extrasului bancar	RON	dec 2020			Soldul actual Dec 2021				Soldul actual Dec 2022				Soldul actual Dec 2023				Soldul actual Dec 2024			Soldul actual Dec 2025	
Taxă de colectare (neindexată)	RON			118,000				118,000				118,000			118,000			118,000			
Taxă de colectare (indexată)	RON			118,000				118,000				118,000			118,000			118,000			

Decision Report


[Signature]

PRIMĂRIA MUNICIPIULUI BUCURINI
 DE MEDIU
 U.L.P. S.F.A.
 [Signature]
 14/16/2011

-3-



Termene de Plata	28/11/2026	10/12/2026	28/05/2027	10/06/2027	28/11/2027	10/12/2027	28/05/2028	10/06/2028	28/11/2028	10/12/2028	28/05/2029	10/06/2029	28/11/2029	10/12/2029	28/05/2030	10/06/2030	28/11/2030	10/12/2030	
Serviciul datoriei către BERD																			
Trageri, total	Euro	10,000,000		10,000,000		10,000,000		10,000,000		10,000,000		10,000,000		10,000,000		10,000,000		10,000,000	
Taxa angajare imprumut, total	Euro	0		0		0		0		0		0		0		0		0	
Sumă rambursată	Euro																		
Suma rambursată cumulată	Euro																		
Dobândă aferentă plății	Euro	0		0		0		0		0		0		0		0		0	
Total valoare scadentă (BERD)	Euro																		
Suma scadenta (memo)	Euro																		
Serviciul datoriei către BEI																			
Tragere, total	Euro		25,000,000		25,000,000		25,000,000		25,000,000		25,000,000		25,000,000		25,000,000		25,000,000		25,000,000
Sumă rambursată	Euro		657,895		657,895		657,895		657,895		657,895		657,895		657,895		657,895		657,895
Suma rambursată cumulată	Euro		19,736,842		20,394,737		21,052,632		21,710,526		22,368,421		23,026,316		23,684,211		24,342,105		25,000,000
Dobândă aferentă	Euro		97,093		86,783		76,655		62,362		49,458		43,518		35,110		21,150		12,742
Total valoare scadentă (BEI)	Euro		754,988		744,678		734,550		720,257		707,352		701,413		693,005		679,045		670,637
Valoare totală a Serviciului datoriei (euro)	Euro		754,988		744,678		734,550		720,257		707,352		701,413		693,005		679,045		670,637
Valoare totală a Serviciului datoriei (Ron)	RON		3,138,183		3,095,329		3,053,229		2,993,820		2,940,181		2,915,493		2,880,545		2,822,517		2,787,568
Recuperarea sumelor de către PMB																			
Sumă rambursată	RON		0		0		0		0		0		0		0		0		0
Plată totală/cumulativă	RON		0		0		0		0		0		0		0		0		0
Plăți totale	RON		3,138,183		3,095,329		3,053,229		2,993,820		2,940,181		2,915,493		2,880,545		2,822,517		2,787,568
Comisioane bancare	RON		7,845		7,738		7,633		7,485		7,350		7,289		7,201		7,056		6,969
Încasări pe serviciile de apă uzată pe m3																			
Cumulat anul trecut	m ³	152,625,406		150,617,177		152,625,406		150,617,177		152,625,406		150,617,177		152,625,406		150,617,177		152,625,406	
Anul trecut	m ³	2,008,229		48,331,379		2,008,229		48,331,379		2,008,229		48,331,379		2,008,229		48,331,379		2,008,229	
Cumulat anul curent	m ³	102,285,799		27,981,324		102,285,799		27,981,324		102,285,799		27,981,324		102,285,799		27,981,324		102,285,799	
Anul curent	m ³	74,304,474		27,981,324		74,304,474		27,981,324		74,304,474		27,981,324		74,304,474		27,981,324		74,304,474	
Încasări m ³	m ³	76,312,703		76,312,703		76,312,703		76,312,703		76,312,703		76,312,703		76,312,703		76,312,703		76,312,703	
Rata 1	m ³	2,008,229		48,331,379		2,008,229		48,331,379		2,008,229		48,331,379		2,008,229		48,331,379		2,008,229	
Rata 2	m ³	76,312,703		27,981,324		76,312,703		27,981,324		76,312,703		27,981,324		76,312,703		27,981,324		76,312,703	
Tarif	RON		0.0300		from Jan 2027		0.0300		from Jan 2028		0.0300		from Jan 2029		0.0000		from Jan 2030		
(per m3)																			
Încasări	RON	3,052,508		0		2,772,695		0		2,289,381		0		2,289,381		0		1,449,941	
Plăți	RON	0		3,146,029		0		3,103,067		0		3,060,862		0		3,001,305		2,947,531	
Sold	RON	10,095,304		6,949,275		9,959,130		6,856,063		9,383,342		6,322,480		8,841,225		5,839,920		8,343,088	
Dobândă din Contul Escrow	RON	0		237,160		0		237,898		0		229,364		0		199,604		0	
Sold revizuit	RON	10,095,304		7,186,435		9,959,130		7,093,961		9,383,342		6,551,844		8,841,225		6,053,707		8,343,088	
Sold necesar	RON	3,146,029		3,103,067		3,060,862		3,060,862		3,001,305		3,001,305		2,947,531		2,947,531		2,922,782	
Sold revizuit/Sold necesar	RON	3.21		2.32		3.21		2.32		3.07		2.18		2.95		2.05		2.83	
Sold necesar - Sold revizuit	RON	6,949,275		4,083,368		6,856,063		4,033,099		6,322,480		3,550,539		5,839,920		3,106,176		5,395,557	
Sold conform extrasului bancar	RON																		
Taxă de colectare (neindexată)	RON		118,000					118,000				118,000				118,000			118,000
Taxă de colectare (indexată)	RON		118,000					118,000				118,000				118,000			118,000



DATE FINANCIARE

A Trageri - BEI


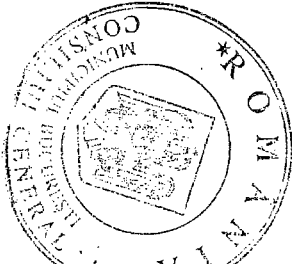
Valoare Max Tragere - 25 milioane

Valoare minima Tragere - 3 milioane

Nr. Max Trageri - 8

	Suma	Data
1	3,574,016.00	29-May-08
2	3,600,000.00	23-Apr-09
3	3,000,000.00	21-Aug-09
4	4,000,000.00	20-Oct-09
5	5,000,000.00	11-Mar-10
6	3,000,000.00	11-Jun-10
7	2,825,984.00	6-Dec-10
8		

Total Sold 25,000,000

B Trageri - BERD

Valoare Max Tragere - 10 milioane

Valoare Min Tragere - 0.5 milioane

	Suma	Data
1	3,790,756.50	21-Jun-07
2	424,167.00	15-Mar-08
3	265,717.78	22-Aug-08
4	214,565.57	17-Oct-08
5	11,358.99	27-Mar-09
6	105,006.25	31-Jul-09
7	10,858.67	16-Sep-09
8	25,680.90	5-Oct-09
9	25,795.95	4-Nov-09
10	18,706.10	18-Jan-10
11	160,541.29	22-Jan-10
12	1,209,501.68	15-Mar-10
13	476,825.77	6-May-10
14	237,764.15	1-Jun-10
15	662,693.94	9-Jul-10
16	360,988.78	19-Aug-10
17	218,996.76	16-Sep-10
18	565,021.62	16-Nov-10
19	225,587.72	22-Nov-10
20	198,957.08	10-Dec-10
21	129,259.26	31-Jan-11
22	137,832.38	18-Mar-11
23	410,782.41	18-Mar-11
24	112,633.45	20-Apr-11
25		
26		
27		
28		
29		
30		

Total Sold 9,337,464.30
662,535.70

Rata dobânzii BEI

Dobanda necapitalizata
Rata fixa a

Tragerea	dobanzii	
1	4.685%	Actual
2	4.284%	Actual
3	4.381%	Estimat
4	4.142%	Estimat
5	3.923%	Estimat
6	3.400%	Estimat
7	3.412%	Estimat
8		Estimat

Rata dobânzii BERD

Dobanda calculata pe valoarea totala scadenta cu o zi inainte de plata

Dobanda semi-annuala calculata 180/360 x dobanda annuala

Perioada de gratie.nescutita de dobanda

Date	dobânzii		
5/28/2007	0.000%		
11/28/2007	4.253%	Actual	4.253
5/28/2008	4.525%	Actual	4.525
11/28/2008	4.915%	Actual	4.915
5/28/2009	2.660%	Actual	2.660
11/28/2009	0.830%	Actual	0.830
5/28/2010	0.763%	Actual	0.763
11/28/2010	0.876%	Actual	0.876
5/28/2011	1.180%	Actual	1.18043
11/28/2011	1.708%	Estimat	1.708
5/28/2012	1.0%	Estimat	
11/28/2012	1.0%	Estimat	
5/28/2013	1.0%	Estimat	
11/28/2013	1.0%	Estimat	
5/28/2014	1.0%	Estimat	
11/28/2014	1.0%	Estimat	
5/28/2015	1.0%	Estimat	
11/28/2015	1.0%	Estimat	
5/28/2016	1.0%	Estimat	
11/28/2016	1.0%	Estimat	
5/28/2017	1.0%	Estimat	
11/28/2017	1.0%	Estimat	
5/28/2018	1.0%	Estimat	
11/28/2018	1.0%	Estimat	
5/28/2019	1.0%	Estimat	
11/28/2019	1.0%	Estimat	
5/27/2020	1.0%	Estimat	
11/27/2020	1.0%	Estimat	

B Procentul de recuperare


Arata proportia cumulata din suma facturata in a doua luna care a fost platita efectiv la sfarsitul fiecarei din lunile urmatoare.

Luna	Procentul de recuperare	Comentarii
1	0%	Cost suportat de client
2	0%	Cost facturat neachitat inca de client
3	45%	Procent de clienti care au platit integral
4	81%	Procent cumulativ de clienti care au platit integral
5	83%	Procent cumulativ de clienti care au platit integral
6	85%	Procent cumulativ de clienti care au platit integral
7	90%	Procent cumulativ de clienti care au platit integral
8	95%	Procent cumulativ de clienti care au platit integral

Datorii neachitate de 5% din clienti

C Taxa colectata, inflatie, rata de schimb-conform act additional la contractul de concesiune

118,000	RON+	1	%, if >=	12,336,000
---------	------	---	----------	------------



DATE FINANCIARE

A Trageri - BEI

Valoare Max Tragere - 25milioane
Valoare minima Tragere - 3milioane
Nr. Max Trageri - 8

	Suma	Data
1	3,574,016.00	29-May-08
2	3,600,000.00	23-Apr-09
3	3,000,000.00	21-Aug-09
4	4,000,000.00	20-Oct-09
5	5,000,000.00	11-Mar-10
6	3,000,000.00	11-Jun-10
7	2,825,984.00	6-Dec-10
8		

Total 25,098,000
Sold 0

B Trageri - BERD

Valoare Max Tragere - 10milioane
Valoare Min Tragere - 0.5milioane

	Suma	Data
1	3,790,756.50	21-Jun-07
2	424,167.00	15-Mar-08
3	265,717.78	22-Aug-08
4	214,565.57	17-Oct-08
5	11,358.99	27-Mar-09
6	105,006.25	31-Jul-09
7	10,858.67	16-Sep-09
8	25,680.90	5-Oct-09
9	25,795.95	4-Nov-09
10	18,706.10	18-Jan-10
11	160,541.29	22-Jan-10
12	1,209,501.68	15-Mar-10
13	476,825.77	6-May-10
14	237,764.15	1-Jun-10
15	662,693.94	9-Jul-10
16	360,988.78	19-Aug-10
17	218,996.76	16-Sep-10
18	565,021.62	16-Nov-10
19	225,587.72	22-Nov-10
20	198,957.08	10-Dec-10
21	129,259.26	31-Jan-11
22	137,832.38	18-Mar-11
23	410,782.41	18-Mar-11
24	112,633.45	20-Apr-11
25		
26		
27		
28		
29		
30		

Total 9,337,464.30
Sold 662,535.70

Rata dobânzii BEI

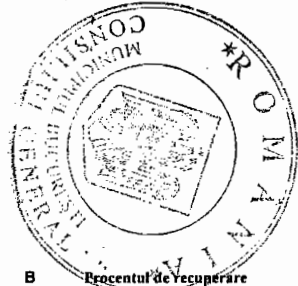
Dobanda necapitalizata
Rata fixa a

Trageria	Rata fixa a dobânzii	
1	4.685%	Actual
2	4.284%	Actual
3	4.381%	Estimat
4	4.142%	Estimat
5	3.923%	Estimat
6	3.400%	Estimat
7	3.412%	Estimat
8		Estimat

Rata dobânzii BERD

Dobanda calculata pe valoarea totala scadenta cu o zi inainte de plata
Dobanda semi-annuala calculata $180/360 \times$ dobanda annuala
Perioada de gratie-nescutita de dobanda

Date	Rata dobânzii		
5/28/2007	0.000%		
11/28/2007	4.253%	Actual	4.253
5/28/2008	4.525%	Actual	4.525
11/28/2008	4.915%	Actual	4.915
5/28/2009	2.660%	Actual	2.660
11/28/2009	0.830%	Actual	0.830
5/28/2010	0.763%	Actual	0.763
11/28/2010	0.876%	Actual	0.876
5/28/2011	1.180%	Actual	1.18043
11/28/2011	1.708%	Estimat	1.708
5/28/2012	1.0%	Estimat	
11/28/2012	1.0%	Estimat	
5/28/2013	1.0%	Estimat	
11/28/2013	1.0%	Estimat	
5/28/2014	1.0%	Estimat	
11/28/2014	1.0%	Estimat	
5/28/2015	1.0%	Estimat	
11/28/2015	1.0%	Estimat	
5/28/2016	1.0%	Estimat	
11/28/2016	1.0%	Estimat	
5/28/2017	1.0%	Estimat	
11/28/2017	1.0%	Estimat	
5/28/2018	1.0%	Estimat	
11/28/2018	1.0%	Estimat	
5/28/2019	1.0%	Estimat	
11/28/2019	1.0%	Estimat	
5/27/2020	1.0%	Estimat	
11/27/2020	1.0%	Estimat	



B Procentul de recuperare


Arata proportia cumulata din suma facturata in a doua luna care a fost platita efectiv la sfarsitul fiecareia din lunile urmatoare.

Luna	Procentul de recuperare	Comentarii
1	0%	Cost suportat de client
2	0%	Cost facturat neachitat inca de client
3	45%	Procent de clienti care au platit integral
4	81%	Procent cumulativ de clienti care au platit integral
5	83%	Procent cumulativ de clienti care au platit integral
6	85%	Procent cumulativ de clienti care au platit integral
7	90%	Procent cumulativ de clienti care au platit integral
8	95%	Procent cumulativ de clienti care au platit integral

Datorii neachitate de 5% din clienti

Taxa colectata, inflatie, rata de schimb-conform act aditional la contractul de concesiune

118,000 RON+ 1%, if >/= 12,336,000




6

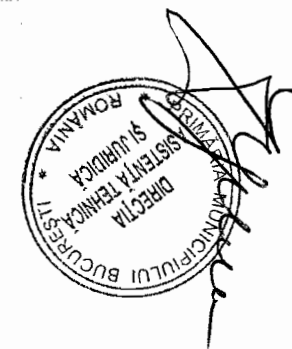
F (Escrow Account) dobanda acordata de banca
 ROBID - bank defined reduction (fixed to end 2010)
 (to be updated)

	2009	2010	2011	2012	2013	2014	2015	2016	2017	2018	2019	2020	2021	2022	2023	2024	2025	2026	2027	2028	2029	2030
Jan	14%	8%	6%	6%	6%	6%	6%	6%	6%	6%	6%	6%	6%	6%	6%	6%	6%	6%	6%	6%	6%	6%
Feb	14%	8%	6%	6%	6%	6%	6%	6%	6%	6%	6%	6%	6%	6%	6%	6%	6%	6%	6%	6%	6%	6%
Mar	14%	7%	6%	6%	6%	6%	6%	6%	6%	6%	6%	6%	6%	6%	6%	6%	6%	6%	6%	6%	6%	6%
Apr	13%	5%	6%	6%	6%	6%	6%	6%	6%	6%	6%	6%	6%	6%	6%	6%	6%	6%	6%	6%	6%	6%
May	10%	5%	6%	6%	6%	6%	6%	6%	6%	6%	6%	6%	6%	6%	6%	6%	6%	6%	6%	6%	6%	6%
June	10%	7%	6%	6%	6%	6%	6%	6%	6%	6%	6%	6%	6%	6%	6%	6%	6%	6%	6%	6%	6%	6%
July	6%	7%	6%	6%	6%	6%	6%	6%	6%	6%	6%	6%	6%	6%	6%	6%	6%	6%	6%	6%	6%	6%
Aug	9%	7%	6%	6%	6%	6%	6%	6%	6%	6%	6%	6%	6%	6%	6%	6%	6%	6%	6%	6%	6%	6%
Sept	9%	7%	6%	6%	6%	6%	6%	6%	6%	6%	6%	6%	6%	6%	6%	6%	6%	6%	6%	6%	6%	6%
Oct	8%	7%	6%	6%	6%	6%	6%	6%	6%	6%	6%	6%	6%	6%	6%	6%	6%	6%	6%	6%	6%	6%
Nov	8%	7%	6%	6%	6%	6%	6%	6%	6%	6%	6%	6%	6%	6%	6%	6%	6%	6%	6%	6%	6%	6%
Dec	8%	6%	6%	6%	6%	6%	6%	6%	6%	6%	6%	6%	6%	6%	6%	6%	6%	6%	6%	6%	6%	6%
Reducere	0.25	0.25	0.25	0.25	0.25	0.25	0.25	0.25	0.25	0.25	0.25	0.25	0.25	0.25	0.25	0.25	0.25	0.25	0.25	0.25	0.25	0.25
media jan-may	12.69%	6.14%	5.80%	5.80%	5.80%	5.80%	5.80%	5.80%	5.80%	5.80%	5.80%	5.80%	5.80%	5.80%	5.80%	5.80%	5.80%	5.80%	5.80%	5.80%	5.80%	5.80%
media iunie	9.58%	6.55%	5.80%	5.80%	5.80%	5.80%	5.80%	5.80%	5.80%	5.80%	5.80%	5.80%	5.80%	5.80%	5.80%	5.80%	5.80%	5.80%	5.80%	5.80%	5.80%	5.80%
media iulie-noie	7.77%	6.43%	5.80%	5.80%	5.80%	5.80%	5.80%	5.80%	5.80%	5.80%	5.80%	5.80%	5.80%	5.80%	5.80%	5.80%	5.80%	5.80%	5.80%	5.80%	5.80%	5.80%
dec	7.75%	6.05%	5.80%	5.80%	5.80%	5.80%	5.80%	5.80%	5.80%	5.80%	5.80%	5.80%	5.80%	5.80%	5.80%	5.80%	5.80%	5.80%	5.80%	5.80%	5.80%	5.80%

G Comisioane bancare
 0.25% din plățile efectuate



[Handwritten signature]



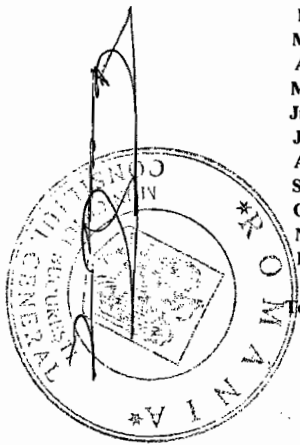
10

Date intrare

	2001	2002	2003	2004	2005	2006	2007	2008	2009	2010	2011	2012	2013	2014
Populatia Municipiului Bucuresti	1,996,814	1,934,449	1,929,615	1,927,559	1,924,959	1,922,072	1,919,477	1,916,885	1,914,298	1,911,000	2,104,920	2,104,920	2,104,920	2,104,920
Populatia conectata la reseaua de canalizare	83.7%	86.0%	86.2%	86.1%	86.3%	86.4%	86.7%	87.0%	98.0%	98.0%	81.5%	81.5%	81.5%	81.5%
Consumul mediu anual de apa pe cap de locuitor (l/hd)	254	228	185	163	145	185	185	185	194	190	163	163	163	163
Procentul de apa care se intoarce in canalizare	100%	100%	100%	100%	100%	100%	100%	100%	100%	100%	95%	95%	100%	100%
Volumul de apa industriala facturat (milioane m3)	143.4	128	108.3	96.8	85.7	80	75	70	65	60	17	17	60	60
Volumul de apa uzata din comunitatile invecinate (milioane m3 pe an)	0	0	0	0	0	0	0	0	0	0	3.99	0	0	0
Volumul lunar de apa uzata						15,883,384	15,486,234	15,089,015	16,335,055	15,674,846	14,417,000	9,392,161	13,388,194	13,388,194
								181,068,178	196,020,659	188,098,152	173,004,000	14,900,000.00		
								15,089,015						

Valori lunare

	2009	2010	2011	2012	2013	2014	2015	2016	2017	2018	2019	2020	2021	2022
Jan		15,303,062	14,691,424	14,900,000	13,388,194	13,388,194	13,388,194	13,388,194	13,388,194	13,388,194	13,388,194	13,388,194	13,388,194	13,388,194
Feb	16,172,410	14,537,544	14,338,725	14,900,000	13,388,194	13,388,194	13,388,194	13,388,194	13,388,194	13,388,194	13,388,194	13,388,194	13,388,194	13,388,194
Mar	16,454,520	15,005,790	14,405,513	14,900,000	13,388,194	13,388,194	13,388,194	13,388,194	13,388,194	13,388,194	13,388,194	13,388,194	13,388,194	13,388,194
Apr	16,003,880	15,648,321	14,929,079	14,900,000	13,388,194	13,388,194	13,388,194	13,388,194	13,388,194	13,388,194	13,388,194	13,388,194	13,388,194	13,388,194
May	16,258,700	15,035,565	14,906,548	14,900,000	13,388,194	13,388,194	13,388,194	13,388,194	13,388,194	13,388,194	13,388,194	13,388,194	13,388,194	13,388,194
June	15,733,985	16,183,788	14,776,855	14,900,000	13,388,194	13,388,194	13,388,194	13,388,194	13,388,194	13,388,194	13,388,194	13,388,194	13,388,194	13,388,194
July	16,311,159	15,137,189	14,879,926	14,900,000	13,388,194	13,388,194	13,388,194	13,388,194	13,388,194	13,388,194	13,388,194	13,388,194	13,388,194	13,388,194
Aug	18,204,110	15,467,100	15,154,957	14,900,000	13,388,194	13,388,194	13,388,194	13,388,194	13,388,194	13,388,194	13,388,194	13,388,194	13,388,194	13,388,194
Sept	16,152,480	14,939,393	15,220,810	14,900,000	13,388,194	13,388,194	13,388,194	13,388,194	13,388,194	13,388,194	13,388,194	13,388,194	13,388,194	13,388,194
Oct	14,907,361	15,102,655	15,220,810	14,900,000	13,388,194	13,388,194	13,388,194	13,388,194	13,388,194	13,388,194	13,388,194	13,388,194	13,388,194	13,388,194
Nov	14,035,514	14,874,816	15,220,810	14,900,000	13,388,194	13,388,194	13,388,194	13,388,194	13,388,194	13,388,194	13,388,194	13,388,194	13,388,194	13,388,194
Dec	15,382,658	15,261,202	15,220,810	14,900,000	13,388,194	13,388,194	13,388,194	13,388,194	13,388,194	13,388,194	13,388,194	13,388,194	13,388,194	13,388,194
Total	175,616,777	182,496,425	178,966,268	178,800,000	160,658,322	160,658,322	160,658,322	160,658,322	160,658,322	160,658,322	160,658,322	160,658,322	160,658,322	160,658,322
	48,630,810	60,494,717	58,364,741	59,600,000	53,552,774	53,552,774	53,552,774	53,552,774	53,552,774	53,552,774	53,552,774	53,552,774	53,552,774	53,552,774
	146,198,605	152,360,407	148,524,647	149,000,000	133,881,935	133,881,935	133,881,935	133,881,935	133,881,935	133,881,935	133,881,935	133,881,935	133,881,935	133,881,935



Decision Report

[Handwritten signature]

