


ANEXA LA HCGMR.
149/2013

Serviciul datoriei și Fluxul de Numerar în contul Escrow

Termene de Plata		30/11/2011	10/12/2011	31/05/2012	10/06/2012	28/11/2012	10/12/2012	28/05/2013	10/06/2013	28/11/2013	10/12/2013	28/05/2014	10/06/2014	30/11/2014	10/12/2014	28/05/2015	10/06/2015	31/11/2015	
Serviciul datoriei către BERD																			
Tragere, total	Euro	10,000,000		10,000,000		10,000,000		10,000,000		10,000,000		10,000,000		10,000,000		10,000,000		10,000,000	
Taxa angajare imprumut, total	Euro	0		0		0		0		0		0		0		0		0	
Sumă rambursată	Euro	0		602,912		566,666		416,667		416,667		416,667		416,667		416,667		416,667	
Dobândă aferentă plății	Euro	129,939.23		117,362.62		83,576.39		76,427.86		72,570.33		63,933.32		61,732.40		55,478.79		51,074.23	
Total valoare scadență (BERD)	Euro	739,166		720,274		650,242		492,195		489,037		492,620		478,389		472,145		467,741	
Suma scadența (memo)	Euro	0		6,647,114		6,080,449		5,663,782		5,247,115		4,830,449		4,415,782		3,997,135		3,580,449	
Serviciul datoriei către BEI																			
Tragere, total	Euro		25,000,000		25,000,000		25,000,000		25,000,000		25,000,000		25,000,000		25,000,000		25,000,000		25,000,000
Sumă rambursată	Euro				657,895		657,895		657,895		657,895		657,895		657,895		657,895		657,895
Dobândă aferentă	Euro		508,063		906,675		491,306		474,548		461,956		443,819		431,217		413,568		413,568
Total valoare scadență (BEI)	Euro		508,063		1,164,569		1,149,200		1,132,443		1,119,850		1,101,705		1,089,112		1,071,463		1,071,463
Valoare totală a Serviciului datoriei (euro)	Euro	739,166	508,063	720,274	1,164,569	650,242	1,149,200	492,195	1,132,443	489,037	1,119,850	492,620	1,101,705	478,389	1,089,112	472,145	1,071,463	467,741	
Valoare totală a Serviciului datoriei (Ron)	RON	3,224,240	2,204,840	3,215,737	5,195,144	2,931,877	5,211,508	2,236,134	5,135,516	2,217,733	5,078,409	2,188,633	4,996,122	2,169,447	4,939,015	2,141,132	4,858,976	2,121,198	
Recuperarea sumelor de către PMB																			
Sumă rambursată	RON		0		0		0		0		0		0		0		0		
Plată totală/cumulativă	RON		0		0		0		0		0		0		0		0		
Plăți totale	RON	3,224,240	2,204,840	3,215,737	5,195,144	2,931,877	5,211,508	2,236,134	5,135,516	2,217,733	5,078,409	2,188,633	4,996,122	2,169,447	4,939,015	2,141,132	4,858,976	2,121,198	
Comisioane bancare	RON	8,061	5,512	8,039	12,988	7,330	13,029	5,590	12,839	5,544	12,696	5,472	12,490	5,424	12,348	5,353	12,147	5,303	
Încasări pe serviciile de apă uzată pe m ³																			
Încasări m ³	m ³	84,907,128	0	98,348,796	0	86,838,231	0	80,516,941	0	76,791,142	0	76,620,834	0	76,650,834	0	76,650,834	0	76,650,834	
Rata 1	m ³	2,269,861		54,836,891		2,383,127		52,411,635		2,157,435		48,545,528		2,017,127		48,545,528		2,017,127	
Rata 2	m ³	84,907,128		43,511,906		86,838,231		28,105,306		76,791,142		28,105,306		76,650,834		28,105,306		76,650,834	
Tarif	RON (per m ³)			0.0500	de la Jan 2012			0.0500	de la Jan 2013			0.0500	de la Jan 2014			0.0500	from Jan 2015		
Încasări	RON	8,490,713	0	7,659,284	0	4,341,912	0	4,026,847	0	3,830,537	0	3,832,542	0	3,832,542	0	3,832,542	0	3,832,542	
Plăți	RON	3,223,301	2,210,352	3,223,776,208	132	2,939,207	5,224,537	2,244,725	5,148,355	2,223,279	5,091,105	2,194,102	5,008,012	2,174,870	4,951,362	2,146,485	4,871,123	2,126,461	
Sold	RON	33,361,184	31,190,832	37,931,532	32,723,400	35,111,413	39,586,876	32,238,272	27,209,923	29,722,783	24,631,678	27,089,567	23,690,445	24,482,644	19,351,232	21,886,707	17,015,581	19,316,533	
Dobândă din Contul Escrow	RON	0	866,141	0	983,306	0	977,834	0	896,582	0	819,452	0	744,018	0	669,368	0	594,869	0	
Sold revizuit	RON	33,361,184	32,016,972	37,931,532	33,708,708	35,111,413	39,864,710	32,338,278	28,106,506	29,722,783	25,451,130	27,089,567	22,824,973	24,482,644	20,200,651	21,886,707	17,610,452	19,316,533	
Sold necesar	RON	5,434,128	8,431,908	8,147,338	163,744	7,466,262	7,390,079	7,371,654	7,314,384	7,265,210	7,262,717	7,183,482	7,126,232	7,097,847	7,017,609	6,997,385	6,946,140	6,919,675	
Sold revizuit/Sold necesar	RON	6,14	3,80	4,66	4,13	4,70	4,13	4,59	3,84	4,08	3,53	3,77	3,20	3,45	2,88	3,13	2,54	2,79	
Sold necesar - Sold revizuit	RON	27,927,056	23,585,065	29,784,194	23,544,964	27,645,141	23,474,696	24,786,644	20,792,121	22,457,573	18,248,413	19,906,063	15,698,741	17,384,797	13,183,042	14,889,123	10,664,312	12,396,858	
Sold conform extrasului bancar	RON		32,629,883,25				29,595,322,00	Soldul actual Dec 2012				Soldul actual Dec 2013				Soldul actual Dec 2014			
Taxă de colectare (neindexată)	RON		173,606				118,000				118,000				118,000			118,000	
Taxă de colectare (indexată)	RON		194,474				118,000				118,000				118,000			118,000	



Handwritten signature and notes.

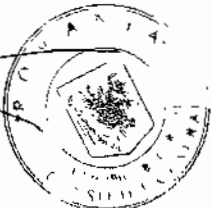


Handwritten signature and notes.

[Handwritten signature]

Termene de Plata		18/12/2015	28/02/2016	10/06/2016	28/11/2016	19/12/2016	28/02/2017	10/06/2017	28/11/2017	10/12/2017	28/02/2018	10/06/2018	28/11/2018	10/12/2018	28/02/2019	10/06/2019	28/11/2019	10/12/2019	27/02/2020	09/06/2020
Serviciul datoriei către BERD																				
Trageri, total	Euro		10,000,000		10,000,000		10,000,000		10,000,000		10,000,000		10,000,000		-10,000,000		10,000,000		10,000,000	
Taxa angajare imprumut, total	Euro		0		0		0		0		0		0		0		0		0	
Sumă rambursată	Euro		416,667		416,667		416,667		416,667		416,667		416,667		416,667		416,667		416,667	
Dobândă aferentă plății	Euro		45,252.89		10,426.10		34,529.73		29,778		24,055		19,130		13,281		8,482		3,786	
Total valoare scadență (BERD)	Euro		461,920		457,093		451,196		446,445		440,722		435,796		430,247		425,148		419,773	
Suma scadență (neto)	Euro		0		2,747,115		2,339,449		1,913,782		1,497,115		1,080,449		663,782		247,115		-169,531	
Serviciul datoriei către BEI																				
Trageri, total	Euro	25,000,000		25,000,000		25,000,000		25,000,000		25,000,000		25,000,000		25,000,000		25,000,000		25,000,000		25,000,000
Sumă rambursată	Euro	657,895		657,895		657,895		657,895		657,895		657,895		657,895		657,895		657,895		657,895
Dobândă aferentă	Euro	402,232		386,772		372,680		357,200		345,853		328,666		317,031		299,840		288,208		270,061
Total valoare scadență (BEI)	Euro	1,060,147		1,044,667		1,030,574		1,015,094		1,003,748		986,560		974,926		957,738		946,103		927,956
Valoarea totală a Serviciului datoriei (euro)																				
Valoarea totală a Serviciului datoriei (RON)	RON	4,807,660	2,094,759	4,737,459	2,072,870	4,673,552	2,046,130	4,603,351	2,024,582	4,551,897	1,998,629	4,473,953	1,976,293	4,421,190	1,951,129	4,343,247	1,928,005	4,290,484	1,905,628	4,208,184
Recuperarea sumelor de către PMB																				
Sumă rambursată	RON	0		0		0		0		0		0		0		0		0		0
Plată totală/cumulativă	RON	0		0		0		0		0		0		0		0		0		0
Plăți totale																				
Comisioane bancare	RON	12,019	5,237	11,844	5,182	11,684	5,115	11,508	5,061	11,380	4,997	11,185	4,941	11,053	4,878	10,838	4,820	10,726	4,759	10,520
Încasări pe serviciile de apă uzată pe m ³																				
Încasări m ³	m ³	0	76,630,834	0	76,630,834	0	76,630,834	0	76,630,834	0	76,630,834	0	76,630,834	0	76,630,834	0	76,630,834	0	76,630,834	0
Rata 1	m ³		48,545,528		2,017,127		48,545,528		2,017,127		48,545,528		2,017,127		48,545,528		2,017,127		48,545,528	
Rata 2	m ³		28,105,306		76,630,834		28,105,306		76,630,834		28,105,306		76,630,834		28,105,306		76,630,834		28,105,306	
Tarif	RON		0,0700	from Jan 2016		0,0700	from Jan 2017		0,0700	from Jan 2018		0,0700	from Jan 2019		0,0700	from Jan 2019		0,0700	from Jan 2020	
Încasări	RON	0	4,394,648	0	5,365,558	0	5,365,558	0	5,365,558	0	5,365,558	0	5,365,558	0	5,365,558	0	5,365,558	0	5,365,558	0
Plăți	RON	4,819,679	2,099,996	4,749,302	2,078,042	4,685,236	2,051,246	4,614,859	2,029,643	4,563,276	2,003,626	4,483,138	1,981,234	4,432,243	1,956,006	4,354,105	1,932,823	4,301,210	1,908,187	4,218,709
Sold	RON	14,496,853	17,312,760	12,563,458	16,305,399	11,620,162	15,344,030	10,729,171	14,447,068	9,883,791	13,601,794	9,116,656	12,832,536	8,400,293	12,119,129	7,765,024	11,486,302	7,185,092	10,912,415	6,692,706
Dobândă din Contul Escrow	RON	221,255	0	454,434	0	409,555	0	381,981	0	356,071	0	331,556	0	309,283	0	288,544	0	270,151	0	253,406
Sold revizuit	RON	15,018,108	17,312,760	13,017,892	16,305,399	12,029,718	15,344,030	11,111,153	14,447,068	10,239,862	13,801,794	9,448,212	12,852,536	8,709,577	12,119,129	8,053,568	11,486,302	7,455,243	10,912,415	6,947,112
Sold necesar	RON	6,849,298	6,827,354	6,763,288	6,736,482	6,666,105	6,644,582	6,592,920	6,566,902	6,488,764	6,466,372	6,413,477	6,388,249	6,310,111	6,286,930	6,134,035	6,209,596	6,127,896	6,103,125	6,066,357
Sold revizuit/Sold necesar	RON	2.19	2.54	1.92	2.42	1.80	2.31	1.69	2.20	1.58	2.16	1.47	2.01	1.38	1.93	1.29	1.85	1.22	1.79	1.15
Sold necesar - Sold revizuit	RON	8,168,210	10,485,406	6,254,604	9,568,917	5,363,613	8,699,528	4,518,233	7,880,165	3,751,095	7,135,422	3,034,735	6,444,287	2,399,466	5,832,199	1,119,533	5,276,705	1,328,147	4,809,293	850,755
Sold conform extrasului-bancar																				
	RON		Soldul actual Dec 2015			Soldul actual Dec 2016				Soldul actual Dec 2017				Soldul actual Dec 2018						Soldul actual Dec 2019
Taxă de colectare (neindexată)	RON	118,000			118,000				118,000				118,000				118,000			118,000
Taxă de colectare (indexată)	RON	118,000			118,000				118,000				118,000				118,000			118,000

[Handwritten signature]



[Handwritten signature]



[Handwritten signature]

2





[Handwritten signature]


31/12/2019

[Handwritten signature]


Termene de Plata	31/12/2020	10/12/2020	28/05/2021	10/06/2021	30/11/2021	10/12/2021	28/05/2022	10/06/2022	30/11/2022	10/12/2022	28/05/2023	10/06/2023	28/11/2023	10/12/2023	28/05/2024	10/06/2024	28/11/2024	10/12/2024	28/05/2025		
Serviciul datoriei către BERD																					
Trageri, total	Euro	10,000,000		10,000,000		10,000,000		10,000,000		10,000,000		10,000,000		10,000,000		10,000,000		10,000,000		10,000,000	
Taxa angajare imprumut, total	Euro	0		0		0		0		0		0		0		0		0		0	
Sumă rambursată	Euro	416,667																			
Dobândă aferentă plății	Euro	-2,166		0		0		0		0		0		0		0		0		0	
Total valoare scadență (BERD)	Euro	414,500		0		0		0		0		0		0		0		0		0	
Suma scadența (memo)	Euro	-586,218																			
Serviciul datoriei către BEI																					
Trageri, total	Euro		25,000,000		25,000,000		25,000,000		25,000,000		25,000,000		25,000,000		25,000,000		25,000,000		25,000,000		
Sumă rambursată	Euro		657,895		657,895		657,895		657,895		657,895		657,895		657,895		657,895		657,895		
Dobândă aferentă	Euro		261,974		344,192		232,343		216,942		206,093		189,692		178,843		163,830		150,205		
Total valoare scadență (BEI)	Euro		919,869		992,087		891,238		874,837		863,988		847,587		836,738		821,725		808,100		
Valoare totală a Serviciului datoriei (euro)	Euro	414,500	919,869	0	992,087	0	891,238	0	874,837	0	863,988	0	847,587	0	836,738	0	821,725	0	808,100	0	
Valoare totală a Serviciului datoriei (RON)	RON	1,879,717	4,171,512	0	4,090,873	0	4,041,673	0	3,967,297	0	3,918,099	0	3,843,721	0	3,794,523	0	3,726,440	0	3,664,652	0	
Recuperarea sumelor de către PMB																					
Sumă rambursată	RON		0		0		0		0		0		0		0		0		0		
Plată totală/cumulativă	RON		0		0		0		0		0		0		0		0		0		
Plăți totale	RON	1,879,717	4,171,512	0	4,090,873	0	4,041,673	0	3,967,297	0	3,918,099	0	3,843,721	0	3,794,523	0	3,726,440	0	3,664,652	0	
Comisioane bancare	RON	4,699	10,429	0	10,227	0	10,104	0	9,918	0	9,793	0	9,609	0	9,486	0	9,314	0	9,162	0	
Încasări pe serviciile de apă uzată pe m ²																					
Încasări m ²	m ²	76,650,834	0	76,650,834	0	76,650,834	0	76,650,834	0	76,650,834	0	76,650,834	0	76,650,834	0	76,650,834	0	76,650,834	0	76,650,834	
Rata 1	m ²	2,017,127		48,545,528		2,017,127		48,545,528		2,017,127		48,545,528		2,017,127		48,545,528		2,017,127		48,545,528	
Rata 2	m ²	76,650,834		28,105,306		76,650,834		28,105,306		76,650,834		28,105,306		76,650,834		28,105,306		76,650,834		28,105,306	
Tarif	RON (per m ²)			0,0700	from Jan 2021			0,0400	from Jan 2022				0,0400	from Jan 2023				0,0400	from Jan 2024		0,0400
Încasări	RON	5,365,538	0	5,365,538	0	5,365,538	0	4,522,399	0	3,066,033	0	3,066,033	0	3,066,033	0	2,066,053	0	3,066,033	0	3,066,033	
Plată	RON	1,884,416	4,181,941	0	4,101,100	0	4,051,780	0	3,977,215	0	3,927,895	0	3,855,330	0	3,804,010	0	3,735,756	0	3,673,814	0	
Sold	RON	10,428,254	6,246,313	11,851,115	7,750,914	13,364,441	9,312,661	14,127,632	10,150,436	13,544,718	9,616,823	13,018,333	9,164,903	12,539,925	8,746,915	12,119,645	8,383,889	11,744,336	8,070,522	11,420,294	
Dobândă din Contul Escrow	RON	0	239,243	0	248,868	0	292,591	0	328,248	0	335,377	0	319,988	0	306,697	0	294,414	0	283,738	0	
Sold revizuit	RON	10,428,254	6,485,556	11,851,115	7,998,882	13,364,441	9,605,252	14,127,652	10,478,684	13,544,718	9,952,200	13,018,333	9,484,891	12,550,923	9,053,642	12,119,645	8,678,303	11,744,336	8,354,261	11,420,294	
Sold necesar	RON	4,181,941	4,101,100	4,301,100	4,051,780	4,051,780	3,977,215	3,977,215	3,927,895	3,927,895	3,853,330	3,853,330	3,804,010	3,804,010	3,735,756	3,735,756	3,673,814	3,673,814	3,605,561	3,605,561	
Sold revizuit/Sold necesar	RON	2,49	1,58	2,89	1,97	3,30	2,42	3,55	3,67	3,45	2,58	3,38	2,49	3,30	2,47	3,24	2,36	3,20	2,32	3,17	
Sold necesar - Sold revizuit	RON	6,246,313	2,384,456	7,750,914	1,947,103	9,312,661	5,628,037	10,150,436	6,550,790	9,616,823	6,098,870	9,164,903	5,680,882	8,746,915	5,317,855	8,583,889	3,004,489	8,070,522	4,748,700	7,814,733	
Sold conform extrasului bancar	RON																				
				Soldul actual Dec 2021				Soldul actual Dec 2022				Soldul actual Dec 2023				Soldul actual Dec 2024					
Taxă de colectare (neindexată)	RON		118,000				118,000				118,000				118,000				118,000		
Taxă de colectare (indexată)	RON		118,000				118,000				118,000				118,000				118,000		



[Handwritten signature]



Termene de Plata		10/06/2025	28/11/2025	10/12/2025	28/05/2026	10/06/2026	28/11/2026	10/12/2026	25/05/2027	10/06/2027	28/11/2027	10/12/2027	28/05/2028	10/06/2028	28/11/2028	10/12/2028	28/05/2029	10/06/2029	28/11/2029	10/12/2029	28/05/2030
Serviciul datoriei către BERD																					
Tiageni, total	Euro		10,000,000		10,000,000		10,000,000		10,000,000		10,000,000		10,000,000		10,000,000		10,000,000		10,000,000		10,000,000
Taxa angajare imprumut, total	Euro		0		0		0		0		0		0		0		0		0		0
Sumă rambursată	Euro																				
Dobândă aferentă plății	Euro		0		0		0		0		0		0		0		0		0		0
Total valoare scadență (BERD)	Euro																				
Suma scadență (memo)	Euro																				
Serviciul datoriei către BEI																					
Tragere, total	Euro	25,000,000		25,000,000		25,000,000		25,000,000		25,000,000		25,000,000		25,000,000		25,000,000		25,000,000		25,000,000	
Sumă rambursată	Euro	637,895		637,895		637,895		637,895		637,895		637,895		637,895		637,895		637,895		637,895	
Dobândă aferentă	Euro	135,192		135,343		107,947		97,093		96,787		76,653		62,362		49,458		43,518		35,110	
Total valoare scadență (BEI)	Euro	793,087		782,238		765,837		754,989		744,678		734,550		720,257		707,352		701,413		693,005	
Valoare totală a Serviciului datoriei (euro)	Euro	793,087	0	782,238	0	765,837	0	754,988	0	744,678	0	734,550	0	720,257	0	707,352	0	701,413	0	693,005	0
Valoare totală a Serviciului datoriei (Ron)	RON	3,596,569	0	3,547,371	0	3,473,993	0	3,423,795	0	3,377,040	0	3,331,110	0	3,266,293	0	3,207,772	0	3,180,838	0	3,142,709	0
Recuperarea sumelor de către PMB																					
Sumă rambursată	RON	0		0		0		0		0		0		0		0		0		0	
Plată totală/cumulativă	RON	0		0		0		0		0		0		0		0		0		0	
Plăți totale	RON	3,596,569	0	3,547,371	0	3,473,993	0	3,423,795	0	3,377,040	0	3,331,110	0	3,266,293	0	3,207,772	0	3,180,838	0	3,142,709	0
Comisioane bancare																					
Încasări pe serviciile de apă uzată pe m ³	RON	8,991	0	8,868	0	8,682	0	8,359	0	8,443	0	8,328	0	8,166	0	8,019	0	7,952	0	7,857	0
Încasări m ²	m ²	0	76,650,834	0	76,650,834	0	76,650,834	0	76,650,834	0	76,650,834	0	76,650,834	0	76,650,834	0	76,650,834	0	76,650,834	0	76,650,834
Rata 1	m ²		2,017,127		48,545,528		2,017,127		48,545,528		2,017,127		48,545,528		2,017,127		48,545,528		2,017,127		48,545,528
Rata 2	m ²		76,650,834		28,105,306		76,650,834		28,105,306		76,650,834		28,105,306		76,650,834		28,105,306		76,650,834		28,105,306
Tarif	RON	from Jan 2025		0.0400	from Jan 2026		0.0300	from Jan 2017		0.0300	from Jan 2028		0.0300	from Jan 2023		0.0000					
Încasări	RON	0	3,066,033	0	3,046,033	0	3,066,033	0	2,784,980	0	2,299,525	0	2,299,525	0	2,299,525	0	2,299,525	0	2,299,525	0	1,456,366
Plăți	RON	3,605,561	0	3,556,240	0	3,481,676	0	3,432,335	0	3,383,883	0	3,339,437	0	3,274,459	0	3,215,792	0	3,188,790	0	3,150,565	0
Sold	RON	7,814,733	11,155,288	7,599,049	10,932,074	7,450,399	10,777,079	7,344,724	10,385,963	7,000,480	9,549,750	6,210,313	8,743,656	5,469,197	7,979,432	4,763,640	7,152,104	4,063,314	6,531,054	3,380,188	4,984,308
Dobândă din Contul Escrow	RON	274,522	0	266,992	0	260,646	0	256,259	0	249,745	0	233,818	0	210,710	0	188,939	0	168,213	0	147,635	0
Sold revizuit	RON	8,089,255	11,155,288	7,866,041	10,932,074	7,711,045	10,777,079	7,600,983	10,385,963	7,250,225	9,549,750	6,444,131	8,743,656	5,679,907	7,979,432	4,952,579	7,252,104	4,231,529	6,131,054	3,528,143	4,964,508
Sold necesar	RON	3,556,240	3,556,240	3,481,676	3,432,335	3,432,335	3,339,437	3,339,437	3,339,437	3,339,437	3,274,459	3,274,459	3,215,792	3,215,792	3,188,790	3,188,790	3,150,565	3,150,565	3,087,098	3,087,098	
Sold revizuit/Sold necesar	RON	2,27	3,14	2,26	3,14	2,25	3,14	2,25	3,07	2,11	2,86	1,97	2,67	1,77	2,48	1,55	2,27	1,34	2,07	1,14	1,61
Sold necesar - Sold revizuit	RON	4,533,015	7,599,049	4,384,365	7,450,399	4,278,691	7,344,724	4,215,500	7,000,480	3,910,788	6,210,313	3,169,672	5,469,197	2,461,115	4,763,640	1,763,789	4,063,314	1,080,963	3,380,488	441,045	1,897,411
Sold conform extrasului bancar	RON	e 2024			Soldul actual Dec 2025			Soldul actual Dec 2026			Soldul actual Dec 2027			Soldul actual Dec 2028							Soldul actual 1
Taxă de colectare (neindexată)	RON			118,000				118,000			118,000				118,000					118,000	
Taxă de colectare (indexată)	RON			118,000				118,000			118,000				118,000					118,000	

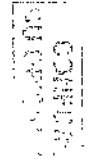



AS



[Handwritten signature]

Termene de Plata		10/06/2020	31.12.2020	10/12/2020
Serviciul datoriei către BERD				
Trageri, total	Euro		13.300.000	
Taxa angajare imprumut, total	Euro		0	
Sumă rambursată	Euro			
Dobândă aferentă plății	Euro		0	
Total valoare scadență (BERD)	Euro			
Suma scadență (nemo)	Euro			
Serviciul datoriei către BEI				
Tragere total	Euro	25.000.000		25.000.000
Sumă rambursată	Euro	657.895		657.895
Dobândă aferentă	Euro	21.150		12.762
Total valoare scadență (BEI)	Euro	25.678.945		25.678.945
Valoare totală a Serviciului datoriei (euro)	Euro	679.045	0	670.637
Valoare totală a Serviciului datoriei (Ron)	RON	3.079.399	0	3.041.270
Recuperarea sumelor de către PME				
Sumă rambursată	RON	0		0
Plată totală/cumulativă	RON	0		0
Plăți totale	RON	3.079.399	0	3.041.270
Comisioane bancare	RON	7.603	0	7.603
Încasări pe serviciile de apă uzată pe m.3				
Încasări m ³	m ³	0	76.650.834	0
Rata 1	m ³		2.017.127	
Rata 2	m ³		76.650.834	
Tarif	RON	from Jan 2020		
Încasări (per m.3)	RON	0	0	0
Plati	RON	3.087.098	0	3.048.873
Sold	RON	1.897.411	2.014.827	-1.034.046
Dobândă din Contul Escrow	RON	112.416	0	56.444
Sold revizuit	RON	2.014.827	2.014.827	-977.603
Sold necesar	RON	3.048.873	3.048.873	0
Sold revizuit/Sold necesar	RON	0,66	0,66	
Sold necesar - Sold revizuit	RON	-1.034.046	-1.034.046	-977.603
Sold conform extrasului bancar	RON	Dec 2020		
Taxă de colectare (neindexată)	RON			118.000
Taxă de colectare (indexată)	RON			118.000



[Handwritten signature]



[Handwritten signature]
3/14/2019

DATE FINANCIARE

A Trageri - BEI
Valoare Max Trageri - 25 milioane
Valoare minima Trageri - 3 milioane
Nr. Max Trageri - 8

	Suma	Data
1	3.574.016,00	29-May-08
2	3.600.000,00	23-Apr-09
3	3.000.000,00	21-Aug-09
4	4.300.300,00	20-Oct-09
5	5.000.000,00	11-Mar-10
6	3.000.000,00	11-Jun-10
7	2.825.984,00	6-Dec-10
8		
Total	25.000,00	
Sold	0	

B Trageri - BERD
Valoare Max Trageri - 10 milioane
Valoare Min Trageri - 0 milioane

	Suma	Data
1	2.796.750,50	21-Jun-07
2	424.167,00	15-Mar-08
3	265.717,78	22-Aug-08
4	214.565.571,70	08-Oct-08
5	11.358,99	27-Mar-09
6	105.006,25	31-Jul-09
7	10.358,67	16-Sep-09
8	25.680,90	5-Oct-09
9	25.795,95	4-Nov-09
10	18.706,10	18-Jan-10
11	160.541,29	22-Jan-10
12	1.209.301,68	15-Mar-10
13	476.825,77	6-May-10
14	237.764,15	1-Jun-10
15	662.693,94	9-Jul-10
16	360.988,78	19-Aug-10
17	218.996,76	16-Sep-10
18	565.021,62	16-Nov-10
19	225.587,77	22-Nov-10
20	198.957,08	10-Dec-10
21	129.259,26	31-Jan-11
22	137.832,38	18-Mar-11
23	410.782,41	18-Mar-11
24	112.633,45	20-Apr-11
25		
26		
27		
28		
29		
30		
Total	10.000.000,00	
Sold		


Rata dobânzilor BEI

Dobanda necapitalizabilă	Rata fixă a	
Tragerii	dobânzilor	
1	4,685%	Actual
2	4,284%	Actual
3	4,381%	Actual
4	4,142%	Actual
5	3,923%	Actual
6	3,400%	Actual
7	3,412%	Actual
8		Actual

Rata dobânzilor BERD

Dobanda calculata pe valoarea totala scadenta cu o zi inainte de plata
Dobanda semi-aniuala calculata 180/360 x dobanda anuala
Perioada de grație recușita de dobanda

Date	Rata	dobânzilor
5/28/2007	0,000%	Actual
11/28/2007	4,263%	Actual
5/28/2008	4,525%	Actual
11/28/2008	4,915%	Actual
5/28/2009	2,660%	Actual
11/28/2009	0,830%	Actual
5/28/2010	0,763%	Actual
11/28/2010	0,876%	Actual
5/28/2011	1,180%	Actual
11/28/2011	1,712%	Estimat
5/28/2012	1,7%	Estimat
11/28/2012	1,0%	Estimat
5/28/2013	1,0%	Estimat
11/28/2013	1,0%	Estimat
5/28/2014	1,0%	Estimat
11/28/2014	1,0%	Estimat
5/28/2015	1,0%	Estimat
11/28/2015	1,0%	Estimat
5/28/2016	1,0%	Estimat
11/28/2016	1,0%	Estimat
5/28/2017	1,0%	Estimat
11/28/2017	1,0%	Estimat
5/28/2018	1,0%	Estimat
11/28/2018	1,0%	Estimat
5/28/2019	1,0%	Estimat
11/28/2019	1,0%	Estimat
5/27/2020	1,0%	Estimat
11/27/2020	1,0%	Estimat



B Procentul de recuperare

Rata proportia cumulata din suma facturata in a doua luna care s-a fost platita efectiv la sfarsitul fiecarei din lunile urmatoare

Luna	Procentul de recuperare	Comentarii
1	0%	Cost suportat de client
2	0%	Cost facturat nesachitat inca de client
3	49%	Procent de clienti care au platit integral
4	81%	Procent cumulativ de clienti care au platit integral
5	83%	Procent cumulativ de clienti care au platit integral
6	85%	Procent cumulativ de clienti care au platit integral
7	90%	Procent cumulativ de clienti care au platit integral
8	95%	Procent cumulativ de clienti care au platit integral

Datori neachitati de 5% din clienti

C Taxa colectata, inflatie, rata de schimb conform acti adiționale la contractul de concesiune

118,000 RON+ [] % și [] = 12,336,000


D CPI index (publicat pe site-ul oficial al Institutului de statistica)

Inflatie cumulata (calculata)

An	Indicele de inflatie CPI	An	Indicele de inflatie CPI
2008	7.9%	2020	3.0%
2009	5.6%	2021	3.0%
2010	8.1%	2022	3.0%
2011	5.8%	2023	3.0%
2012	3.3%	2024	3.0%
2013	3.5%	2025	3.0%
2014	3.5%	2026	3.0%
2015	3.5%	2027	3.0%
2016	3.5%	2028	3.0%
2017	3.5%	2029	3.0%
2018	3.0%	2030	3.0%
2019	3.0%		

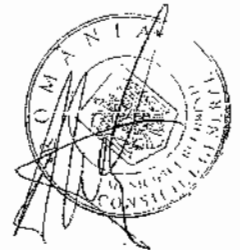
An	Cumulat	An	Cumulat
2008	1.00	2020	1.54
2009	1.00	2021	1.58
2010	1.08	2022	1.64
2011	1.12	2023	1.69
2012	1.19	2024	1.74
2013	1.22	2025	1.79
2014	1.27	2026	1.84
2015	1.31	2027	1.90
2016	1.36	2028	1.95
2017	1.41	2029	2.01
2018	1.45	2030	2.07
2019	1.50		

Handwritten signature or initials.



E Rata de schimb lei în euro (pentru conversia plăților dobânzilor și a taxelor de angajare împrumut)

5/28/2007	0.3058	5/28/2013	0.2205	5/28/2019	0.2205	6/10/2029	0.2205
6/10/2007	0.3044	6/10/2013	0.2205	6/10/2019	0.2205	12/10/2029	0.2205
11/28/2007	0.2808	11/28/2013	0.2205	11/28/2019	0.2205	6/10/2030	0.2205
12/10/2007	0.2845	12/10/2013	0.2205	12/10/2019	0.2205	12/10/2030	0.2205
5/28/2008	0.2724	5/28/2014	0.2205	5/27/2020	0.2205		
6/10/2008	0.2728	6/10/2014	0.2205	6/9/2020	0.2205		
11/28/2008	0.2648	11/28/2014	0.2205	11/27/2020	0.2205		
12/10/2008	0.2672	12/10/2014	0.2205	12/10/2020	0.2205		
5/28/2009	0.2396	5/28/2015	0.2205	6/10/2021	0.2205		
6/10/2009	0.2381	6/10/2015	0.2205	12/10/2021	0.2205		
11/28/2009	0.2336	11/28/2015	0.2205	6/10/2022	0.2205		
12/10/2009	0.2361	12/10/2015	0.2205	12/10/2022	0.2205		
5/28/2010	0.2403	5/28/2016	0.2205	6/10/2023	0.2205		
6/10/2010	0.2389	6/10/2016	0.2205	12/10/2023	0.2205		
11/28/2010	0.2318	11/28/2016	0.2205	6/10/2024	0.2205		
12/10/2010	0.2326	12/10/2016	0.2205	12/10/2024	0.2205		
5/28/2011	0.2428	5/28/2017	0.2205	6/10/2025	0.2205		
6/10/2011	0.2406	6/10/2017	0.2205	12/10/2025	0.2205		
11/28/2011	0.2293	11/28/2017	0.2205	6/10/2026	0.2205		
12/10/2011	0.2304	12/10/2017	0.2205	12/10/2026	0.2205		
5/28/2012	0.2246	5/28/2018	0.2205	6/10/2027	0.2205		
6/10/2012	0.2242	6/10/2018	0.2205	12/10/2027	0.2205		
11/28/2012	0.2218	11/28/2018	0.2205	6/10/2028	0.2205		
12/10/2012	0.2205	12/10/2018	0.2205	12/10/2028	0.2205		



F (Ex-row Account) dobânda acordată de bancă
ROBID - bank defined reduction (fixed to end 2010)
(to be updated)

	2009	2010	2011	2012	2013	2014	2015	2016	2017	2018	2019	2020	2021	2022	2023	2024	2025	2026/2027	2028	2029	2030
Jan	14%	8%	6%	6%	6%	6%	6%	6%	6%	6%	6%	6%	6%	6%	6%	6%	6%	6%	6%	6%	6%
Feb	14%	8%	6%	6%	6%	6%	6%	6%	6%	6%	6%	6%	6%	6%	6%	6%	6%	6%	6%	6%	6%
Mar	14%	7%	6%	6%	6%	6%	6%	6%	6%	6%	6%	6%	6%	6%	6%	6%	6%	6%	6%	6%	6%
Apr	13%	5%	6%	6%	6%	6%	6%	6%	6%	6%	6%	6%	6%	6%	6%	6%	6%	6%	6%	6%	6%
May	10%	5%	6%	6%	6%	6%	6%	6%	6%	6%	6%	6%	6%	6%	6%	6%	6%	6%	6%	6%	6%
June	10%	7%	6%	6%	6%	6%	6%	6%	6%	6%	6%	6%	6%	6%	6%	6%	6%	6%	6%	6%	6%
July	6%	7%	6%	6%	6%	6%	6%	6%	6%	6%	6%	6%	6%	6%	6%	6%	6%	6%	6%	6%	6%
Aug	9%	7%	6%	6%	6%	6%	6%	6%	6%	6%	6%	6%	6%	6%	6%	6%	6%	6%	6%	6%	6%
Sept	9%	7%	6%	6%	6%	6%	6%	6%	6%	6%	6%	6%	6%	6%	6%	6%	6%	6%	6%	6%	6%
Oct	8%	7%	6%	6%	6%	6%	6%	6%	6%	6%	6%	6%	6%	6%	6%	6%	6%	6%	6%	6%	6%
Nov	8%	7%	6%	6%	6%	6%	6%	6%	6%	6%	6%	6%	6%	6%	6%	6%	6%	6%	6%	6%	6%
Dec	8%	6%	6%	6%	6%	6%	6%	6%	6%	6%	6%	6%	6%	6%	6%	6%	6%	6%	6%	6%	6%
Reducere	0.25	0.25	0.25	0.25	0.25	0.25	0.25	0.25	0.25	0.25	0.25	0.25	0.25	0.25	0.25	0.25	0.25	0.25	0.25	0.25	0.25
media jan-may	12.89%	6.14%	-5.30%	5.80%	5.80%	5.80%	5.80%	5.80%	5.80%	5.80%	5.80%	5.80%	5.80%	5.80%	5.80%	5.80%	5.80%	5.80%	5.80%	5.80%	5.80%
media iunie-dec	9.58%	6.56%	5.80%	5.80%	5.80%	5.80%	5.80%	5.80%	5.80%	5.80%	5.80%	5.80%	5.80%	5.80%	5.80%	5.80%	5.80%	5.80%	5.80%	5.80%	5.80%
media iulie-noiembrie	7.77%	6.43%	5.80%	5.80%	5.80%	5.80%	5.80%	5.80%	5.80%	5.80%	5.80%	5.80%	5.80%	5.80%	5.80%	5.80%	5.80%	5.80%	5.80%	5.80%	5.80%
dec	7.75%	6.05%	5.80%	5.80%	5.80%	5.80%	5.80%	5.80%	5.80%	5.80%	5.80%	5.80%	5.80%	5.80%	5.80%	5.80%	5.80%	5.80%	5.80%	5.80%	5.80%



G Comisioane bancare
0.25% din plățile efectuate

H Recuperare de către FMB

Suma RON: [] Perioada (ani): [2] Start date (< 1 Jan -year) Presupunere recuperarea de către FMB la interval de 6 luni, iunie și decembrie

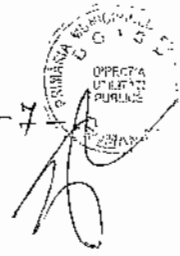
I Costuri de operare ale ANB în perioada de probă pentru SEAU GHna

Suma/anua RON: [] Perioada (luni): [3] Start data (z și luna an): [20-Jun-11]

Calculated values for equivalent
Interest payment on repaid capital

83,721.32	3,574,016.00
160,833.32	7,174,016.00
226,548.32	10,174,016.00
309,388.32	14,174,016.00
407,483.32	19,174,016.00
458,463.32	22,174,016.00
506,674.61	25,000,000.00
506,674.61	25,000,000.00

ASh



Date întarce

	2001	2002	2003	2004	2005	2006	2007	2008	2009	2010	2011	2012	2013	2014	2015	2016	2017	2018	2019
Populatia Municipiului Bucuresti	1.996.811	1.934.419	1.929.615	1.927.559	1.924.939	1.922.072	1.919.177	1.916.885	1.914.298	1.911.000	2.104.920	2.120.141	2.104.920	2.104.920	2.104.920	2.104.920	2.104.920	2.104.920	2.104.920
Populatia conectata la rețeaua de canalizare	83,7%	86,0%	86,2%	86,1%	86,3%	86,4%	86,7%	87,0%	88,0%	98,0%	91,5%	82,1%	82,1%	82,1%	82,1%	82,1%	82,1%	82,1%	82,1%
Consumul mediu anual de apă pe cap de locuitor (litri)	254	328	185	163	145	185	185	185	194	190	163	158	163	163	163	163	163	163	163
Procentul de apă care se întoarce în canalizare	100%	100%	100%	100%	100%	100%	100%	100%	100%	100%	95%	99%	100%	100%	100%	100%	100%	100%	100%
Volumul de apă industrială fabricat (milioane m3)	143,4	126	108,3	96,8	85,7	80	75	70	65	60	17	15,8	60	60	60	60	60	60	60
Volumul de apă uzată din comunitatile învecinate (milioane m3 pe an)	0	0	0	0	0	0	0	0	0	0	3,99	4,1	0	0	0	0	0	0	0
Volumul lunar al apei uzată						15.883,384	15.486,234	15.089,015	16.325,055	15.674,846	14.417,000	9,510,657	13.447,515	13.447,515	13.447,515	13.447,515	13.447,515	13.447,515	13.447,515
								181,068,178	196,020,659	188,098,152	173,004,000	114,127,887							
								15,089,015					14,541,666,67						

-Valoare țanare

	2009	2010	2011	2012	2013	2014	2015	2016	2017	2018	2019	2020	2021	2022	2023	2024	2025	2026	2027
Jan		15.303,062	14.691,424	30.454,310	13.447,515	13.447,515	13.447,515	13.447,515	13.447,515	13.447,515	13.447,515	13.447,515	13.447,515	13.447,515	13.447,515	13.447,515	13.447,515	13.447,515	13.447,515
Feb	16.172,410	14.517,544	14.338,725	14.472,086	13.447,515	13.447,515	13.447,515	13.447,515	13.447,515	13.447,515	13.447,515	13.447,515	13.447,515	13.447,515	13.447,515	13.447,515	13.447,515	13.447,515	13.447,515
Mar	16.454,520	15.005,790	14.405,513	14.642,879	13.447,515	13.447,515	13.447,515	13.447,515	13.447,515	13.447,515	13.447,515	13.447,515	13.447,515	13.447,515	13.447,515	13.447,515	13.447,515	13.447,515	13.447,515
Apr	16.003,880	15.648,321	14.929,079	14.831,285	13.447,515	13.447,515	13.447,515	13.447,515	13.447,515	13.447,515	13.447,515	13.447,515	13.447,515	13.447,515	13.447,515	13.447,515	13.447,515	13.447,515	13.447,515
May	16.258,700	15.035,565	14.906,548	14.805,265	13.447,515	13.447,515	13.447,515	13.447,515	13.447,515	13.447,515	13.447,515	13.447,515	13.447,515	13.447,515	13.447,515	13.447,515	13.447,515	13.447,515	13.447,515
June	15.733,985	16.183,788	14.776,855	14.745,590	13.447,515	13.447,515	13.447,515	13.447,515	13.447,515	13.447,515	13.447,515	13.447,515	13.447,515	13.447,515	13.447,515	13.447,515	13.447,515	13.447,515	13.447,515
July	16,311,159	15,137,189	14,879,926	15,089,174	13,447,515	13,447,515	13,447,515	13,447,515	13,447,515	13,447,515	13,447,515	13,447,515	13,447,515	13,447,515	13,447,515	13,447,515	13,447,515	13,447,515	13,447,515
Aug	18,204,110	15,467,100	15,154,957	15,301,749	13,447,515	13,447,515	13,447,515	13,447,515	13,447,515	13,447,515	13,447,515	13,447,515	13,447,515	13,447,515	13,447,515	13,447,515	13,447,515	13,447,515	13,447,515
Sept	16,152,480	14,939,393	15,220,810	14,677,159	13,447,515	13,447,515	13,447,515	13,447,515	13,447,515	13,447,515	13,447,515	13,447,515	13,447,515	13,447,515	13,447,515	13,447,515	13,447,515	13,447,515	13,447,515
Oct	14,907,361	15,102,655	15,220,810	14,479,160	13,447,515	13,447,515	13,447,515	13,447,515	13,447,515	13,447,515	13,447,515	13,447,515	13,447,515	13,447,515	13,447,515	13,447,515	13,447,515	13,447,515	13,447,515
Nov	14,035,514	14,874,816	15,220,810	14,382,903	13,447,515	13,447,515	13,447,515	13,447,515	13,447,515	13,447,515	13,447,515	13,447,515	13,447,515	13,447,515	13,447,515	13,447,515	13,447,515	13,447,515	13,447,515
Dec	15,382,658	15,261,202	15,220,810	14,382,903	13,447,515	13,447,515	13,447,515	13,447,515	13,447,515	13,447,515	13,447,515	13,447,515	13,447,515	13,447,515	13,447,515	13,447,515	13,447,515	13,447,515	13,447,515
Total	175,616,777	182,496,425	178,966,268	192,269,563	161,370,177	161,370,177	161,370,177	161,370,177	161,370,177	161,370,177	161,370,177	161,370,177	161,370,177	161,370,177	161,370,177	161,370,177	161,370,177	161,370,177	161,370,177
	48,630,810	60,494,717	58,164,741	74,405,560	53,790,059	53,790,059	53,790,059	53,790,059	53,790,059	53,790,059	53,790,059	53,790,059	53,790,059	53,790,059	53,790,059	53,790,059	53,790,059	53,790,059	53,790,059
	146,198,605	152,360,407	148,524,647	163,503,757	134,475,147	134,475,147	134,475,147	134,475,147	134,475,147	134,475,147	134,475,147	134,475,147	134,475,147	134,475,147	134,475,147	134,475,147	134,475,147	134,475,147	134,475,147

1,522,715.51
723,804.31
792,385.94
741,564.23
740,288.27
797,279.52
754,458.80
789,097.43
733,997.90
723,958.05
718,145.17
30,454,310.20
14,472,086.30
14,642,878.80
14,831,285.00
14,805,365.40
14,745,590.40
15,089,173.60
15,301,748.60
14,677,159.60
14,479,160.60
14,382,903.40

SECRET



[Handwritten signature]

2020	2021	2022	2023	2024	2025	2026	2027	2028	2029	2030
2,104,920	2,104,920	2,104,920	2,104,920	2,104,920	2,104,920	2,104,920	2,104,920	2,104,920	2,104,920	2,104,920
82.1%	82.1%	82.1%	82.1%	82.1%	82.1%	82.1%	82.1%	82.1%	82.1%	82.1%
163	163	163	163	163	163	163	163	163	163	163
100%	100%	100%	100%	100%	100%	100%	100%	100%	100%	100%
60	60	60	60	60	60	60	60	60	60	60
0	0	0	0	0	0	0	0	0	0	0
13,447,515	13,447,515	13,447,515	13,447,515	13,447,515	13,447,515	13,447,515	13,447,515	13,447,515	13,447,515	13,447,515

2028	2029	2030
13,447,515	13,447,515	13,447,515
13,447,515	13,447,515	13,447,515
13,447,515	13,447,515	13,447,515
13,447,515	13,447,515	13,447,515
13,447,515	13,447,515	13,447,515
13,447,515	13,447,515	13,447,515
13,447,515	13,447,515	13,447,515
13,447,515	13,447,515	13,447,515
13,447,515	13,447,515	13,447,515
13,447,515	13,447,515	13,447,515
13,447,515	13,447,515	13,447,515
13,447,515	13,447,515	13,447,515

161,370,177	161,370,177	161,370,177
53,790,059	53,790,059	53,790,059
134,475,147	134,475,147	134,475,147



ROMANIA
MUNICIPIUL BUCURESTI



[Handwritten signature]



[Handwritten signature]
May 2007