

| | | 2012 | 2013 | 2014 | 2015 | 2016 | 2017 | 2018 | 2019 | 2020 | 2021 | 2022 | 2023 | 2024 | 2025 | 2026 | 2027 | 2028 | 2029 | 2030 | | |
|---|----------------|------------------------|-------------|-------------|------------------------|-------------|-------------|------------------------|-------------|-------------|------------------------|-------------|-------------|------------------------|-------------|-------------|------------------------|-------------|-------------|------------------------|-------------|--|
| Serviciul datoriei către BERD | | | | | | | | | | | | | | | | | | | | | | |
| Trageri, total | Euro | 10,000,000 | 10,000,000 | 10,000,000 | 10,000,000 | 10,000,000 | 10,000,000 | 10,000,000 | 10,000,000 | 10,000,000 | 10,000,000 | 10,000,000 | 10,000,000 | 10,000,000 | 10,000,000 | 10,000,000 | 10,000,000 | 10,000,000 | 10,000,000 | 10,000,000 | | |
| Taxa angajare împrumut, total | Euro | 0 | 0 | 0 | 0 | 0 | 0 | 0 | 0 | 0 | 0 | 0 | 0 | 0 | 0 | 0 | 0 | 0 | 0 | 0 | | |
| Sumă rambursată | Euro | 536,117 | 531,051 | 416,667 | 416,667 | 416,667 | 416,667 | 416,667 | 416,667 | 416,667 | 416,667 | 416,667 | 416,667 | 416,667 | 416,667 | 416,667 | 416,667 | 416,667 | 416,667 | 416,667 | | |
| Dobândă aferentă plății | Euro | 57,828,830 | 70,841,058 | 63,011,64 | 38,731,36 | 52,537,10 | 48,083,81 | 42,204,93 | 37,435,66 | 31,588,03 | 26,731,36 | 22,884,69 | 19,038,02 | 15,191,35 | 11,344,68 | 7,498,01 | 3,651,34 | 0 | 0 | 0 | 0 | |
| Total valoare scadență (BERD) | Euro | 634,206 | 661,893 | 478,678 | 475,399 | 468,284 | 464,758 | 458,562 | 454,182 | 448,255 | 442,328 | 436,401 | 430,474 | 424,547 | 418,620 | 412,693 | 406,766 | 400,839 | 394,912 | 388,985 | | |
| Suma scadența (memo) | Euro | 5,544,132 | 0 | 5,013,081 | 0 | 4,596,414 | 0 | 4,179,747 | 0 | 3,763,081 | 0 | 3,346,414 | 0 | 2,929,747 | 0 | 2,513,081 | 0 | 2,096,414 | 0 | 0 | | |
| Serviciul datoriei către BEI | | | | | | | | | | | | | | | | | | | | | | |
| Trageri, total | Euro | 25,000,000 | 25,000,000 | 25,000,000 | 25,000,000 | 25,000,000 | 25,000,000 | 25,000,000 | 25,000,000 | 25,000,000 | 25,000,000 | 25,000,000 | 25,000,000 | 25,000,000 | 25,000,000 | 25,000,000 | 25,000,000 | 25,000,000 | 25,000,000 | 25,000,000 | | |
| Sumă rambursată | Euro | 657,895 | 657,895 | 657,895 | 657,895 | 657,895 | 657,895 | 657,895 | 657,895 | 657,895 | 657,895 | 657,895 | 657,895 | 657,895 | 657,895 | 657,895 | 657,895 | 657,895 | 657,895 | 657,895 | | |
| Dobândă aferentă | Euro | 480,000 | 466,674 | 443,810 | 413,217 | 382,624 | 352,031 | 321,438 | 290,845 | 260,252 | 229,659 | 199,066 | 168,473 | 137,880 | 107,287 | 76,694 | 46,101 | 15,508 | 0 | 0 | 0 | |
| Total valoare scadență (BEI) | Euro | 1,137,901 | 1,124,569 | 1,101,785 | 1,089,112 | 1,071,443 | 1,064,147 | 1,064,147 | 1,064,147 | 1,064,147 | 1,064,147 | 1,064,147 | 1,064,147 | 1,064,147 | 1,064,147 | 1,064,147 | 1,064,147 | 1,064,147 | 1,064,147 | 1,064,147 | | |
| Valoare totală a Serviciului datoriei (Euro) | | | | | | | | | | | | | | | | | | | | | | |
| | Euro | 634,206 | 1,137,901 | 601,893 | 1,124,569 | 478,678 | 1,101,785 | 475,399 | 1,089,112 | 469,204 | 1,071,443 | 464,758 | 1,064,147 | 458,562 | 1,064,147 | 454,182 | 1,064,147 | 454,182 | 1,064,147 | 454,182 | 1,064,147 | |
| Valoare totală a Serviciului datoriei (RON) | | | | | | | | | | | | | | | | | | | | | | |
| | RON | 2,769,132 | 5,120,105 | 2,673,187 | 4,994,547 | 2,130,395 | 4,893,002 | 2,111,388 | 4,837,074 | 2,083,875 | 4,788,687 | 2,064,096 | 4,708,430 | 2,038,386 | 4,639,678 | 2,016,805 | 4,577,091 | 1,990,814 | 4,508,338 | 4,439,580 | | |
| Recuperarea sumelor de către PMB | | | | | | | | | | | | | | | | | | | | | | |
| Sumă rambursată | RON | 0 | 0 | 0 | 0 | 0 | 0 | 0 | 0 | 0 | 0 | 0 | 0 | 0 | 0 | 0 | 0 | 0 | 0 | 0 | | |
| Plăți totală/cumulativă | RON | 0 | 0 | 0 | 0 | 0 | 0 | 0 | 0 | 0 | 0 | 0 | 0 | 0 | 0 | 0 | 0 | 0 | 0 | 0 | | |
| Plăți totale | | | | | | | | | | | | | | | | | | | | | | |
| | RON | 2,769,132 | 5,120,105 | 2,673,187 | 4,994,547 | 2,130,395 | 4,893,002 | 2,111,388 | 4,837,074 | 2,083,875 | 4,788,687 | 2,064,096 | 4,708,430 | 2,038,386 | 4,639,678 | 2,016,805 | 4,577,091 | 1,990,814 | 4,508,338 | 4,439,580 | | |
| Comisoane bancare | | | | | | | | | | | | | | | | | | | | | | |
| | RON | 6,923 | 12,800 | 6,683 | 12,486 | 5,236 | 12,233 | 5,278 | 12,093 | 5,210 | 11,897 | 5,160 | 11,711 | 5,096 | 11,599 | 5,042 | 11,443 | 4,977 | 11,271 | 11,121 | | |
| Încăștri pe serviciile de apă uzată pe m³ | | | | | | | | | | | | | | | | | | | | | | |
| Cumulat anul trecut | m ³ | 180,498,649 | 182,656,085 | 162,735,598 | 164,857,941 | 162,609,379 | 164,777,504 | 151,015,641 | 152,029,183 | 151,015,641 | 152,029,183 | 151,015,641 | 152,029,183 | 151,015,641 | 152,029,183 | 151,015,641 | 152,029,183 | 151,015,641 | 152,029,183 | 151,015,641 | 152,029,183 | |
| Anul în curs | m ³ | 52,431,633 | 2,157,435 | 52,386,629 | 2,122,343 | 52,179,543 | 2,198,125 | 48,459,131 | 2,013,542 | 48,459,241 | 2,013,542 | 48,459,241 | 2,013,542 | 48,459,241 | 2,013,542 | 48,459,241 | 2,013,542 | 48,459,241 | 2,013,542 | 48,459,241 | 2,013,542 | |
| Cumulat anul curent | m ³ | 30,514,975 | 0 | 110,548,969 | 0 | 30,209,209 | 0 | 110,479,836 | 0 | 28,055,350 | 0 | 102,556,400 | 0 | 28,055,350 | 0 | 102,556,400 | 0 | 28,055,350 | 0 | 28,055,350 | 0 | |
| Anul curent | m ³ | 30,514,975 | 0 | 79,833,983 | 0 | 30,209,209 | 0 | 80,220,627 | 0 | 28,055,350 | 0 | 74,501,050 | 0 | 28,055,350 | 0 | 74,501,050 | 0 | 28,055,350 | 0 | 28,055,350 | 0 | |
| Încăștri m ³ | m ³ | 82,946,610 | 0 | 81,991,429 | 0 | 82,595,838 | 0 | 82,342,970 | 0 | 80,234,893 | 0 | 76,669,175 | 0 | 76,514,592 | 0 | 76,514,592 | 0 | 76,514,592 | 0 | 76,514,592 | 0 | |
| Rata 1 | m ³ | 52,431,633 | 2,157,435 | 52,386,629 | 2,122,343 | 52,179,543 | 2,198,125 | 48,459,241 | 2,013,542 | 48,459,241 | 2,013,542 | 48,459,241 | 2,013,542 | 48,459,241 | 2,013,542 | 48,459,241 | 2,013,542 | 48,459,241 | 2,013,542 | 48,459,241 | 2,013,542 | |
| Rata 2 | m ³ | 30,514,975 | 0 | 81,991,429 | 0 | 30,209,209 | 0 | 82,342,970 | 0 | 28,055,350 | 0 | 76,669,175 | 0 | 28,055,350 | 0 | 76,514,592 | 0 | 28,055,350 | 0 | 28,055,350 | 0 | |
| Încăștri (per m³) | | | | | | | | | | | | | | | | | | | | | | |
| | RON | 4,147,330 | 0 | 4,099,571 | 0 | 4,129,792 | 0 | 4,117,149 | 0 | 4,011,745 | 0 | 3,833,459 | 0 | 3,825,730 | 0 | 3,825,730 | 0 | 3,825,730 | 0 | 3,825,730 | 0 | |
| Plăți | RON | 2,776,055 | 3,132,903 | 2,679,870 | 5,007,033 | 2,135,221 | 4,905,234 | 2,116,666 | 4,849,166 | 2,089,084 | 4,770,584 | 2,069,257 | 4,720,201 | 2,043,482 | 4,651,272 | 2,021,847 | 4,588,533 | 1,995,811 | 4,519,609 | 4,450,837 | | |
| Sold | RON | 31,944,432 | 26,811,576 | 29,026,198 | 24,018,165 | 27,405,999 | 22,500,765 | 25,223,715 | 20,374,549 | 22,982,633 | 18,212,050 | 20,598,628 | 15,878,427 | 18,217,661 | 13,566,384 | 15,859,007 | 11,270,474 | 14,082,628 | 9,563,019 | 9,563,019 | | |
| Dobândă din Contul Escrow | RON | 0 | 794,970 | 0 | 700,291 | 0 | 722,468 | 0 | 683,424 | 0 | 622,376 | 0 | 556,987 | 0 | 488,740 | 0 | 421,128 | 0 | 360,824 | 360,824 | | |
| Sold revizuit | RON | 31,944,432 | 27,606,496 | 29,026,198 | 24,719,456 | 27,405,999 | 23,223,233 | 25,223,715 | 21,039,973 | 22,982,633 | 18,834,426 | 20,598,628 | 16,435,414 | 18,217,661 | 14,055,123 | 15,859,007 | 11,691,602 | 14,082,628 | 9,923,843 | 9,923,843 | | |
| Sold necesar | RON | 7,812,775 | 7,686,903 | 7,142,753 | 7,040,936 | 7,021,901 | 6,865,833 | 6,838,251 | 6,859,668 | 6,839,840 | 6,789,458 | 6,763,684 | 6,694,759 | 6,673,124 | 6,610,380 | 6,584,344 | 6,515,420 | 6,484,046 | 6,443,528 | 6,443,528 | | |
| Sold revizuit/Sold necesar | RON | 4.09 | 3.59 | 4.06 | 3.51 | 3.90 | 3.33 | 3.64 | 3.07 | 3.36 | 2.77 | 3.05 | 2.45 | 2.73 | 2.13 | 2.41 | 1.79 | 2.17 | 2.17 | 2.17 | | |
| Sold necesar - Sold revizuit | RON | 24,131,657 | 19,919,593 | 21,883,444 | 17,678,500 | 20,384,098 | 16,257,403 | 18,285,464 | 14,200,305 | 16,142,793 | 12,044,968 | 13,834,945 | 9,740,655 | 11,544,538 | 7,444,745 | 9,274,664 | 5,176,382 | 7,588,583 | 3,460,315 | 3,460,315 | | |
| Sold conform extrasului bancar | | | | | | | | | | | | | | | | | | | | | | |
| | RON | Soldul actual Dec 2012 | | | Soldul actual Dec 2013 | | | Soldul actual Dec 2014 | | | Soldul actual Dec 2015 | | | Soldul actual Dec 2016 | | | Soldul actual Dec 2017 | | | Soldul actual Dec 2018 | | |
| Taxă de colectare (neindexată) | RON | | | 118,000 | | | 118,000 | | | 118,000 | | | 118,000 | | | 118,000 | | | 118,000 | | | |
| Taxă de colectare (indexată) | RON | | | 118,000 | | | 118,000 | | | 118,000 | | | 118,000 | | | 118,000 | | | 118,000 | | | |



[Handwritten signature]

Multiplicat pe 12-06-2014

CONTORELE CU ORIGINALUL

Phell

Serviciul Datoriei și Fluxul de Ni

| | | 2017 | 2018 | 2019 | 2020 | 2021 | 2022 | 2023 | 2024 | 2025 | 2026 | 2027 | 2028 | 2029 | 2030 | 2031 | 2032 | 2033 | 2034 | 2035 |
|---|----------------|-------------|-------------|------------------------|-------------|------------------------|-------------|------------------------|-------------|------------------------|-------------|------------------------|-------------|------------------------|-------------|------------------------|-------------|------------------------|-------------|------------------------|
| Serviciul datoriei către BERD | | | | | | | | | | | | | | | | | | | | |
| Tragere, total | Euro | 18,000,900 | 18,000,900 | 18,000,900 | 18,000,900 | 18,000,900 | 18,000,900 | 18,000,900 | 18,000,900 | 18,000,900 | 18,000,900 | 18,000,900 | 18,000,900 | 18,000,900 | 18,000,900 | 18,000,900 | 18,000,900 | 18,000,900 | 18,000,900 | 18,000,900 |
| Taxa angajare imprumut, total | Euro | 0 | 0 | 0 | 0 | 0 | 0 | 0 | 0 | 0 | 0 | 0 | 0 | 0 | 0 | 0 | 0 | 0 | 0 | 0 |
| Sumă rambursată | Euro | 416,667 | 416,667 | 416,667 | 416,667 | 416,667 | 416,667 | 416,667 | 416,667 | 416,667 | 416,667 | 416,667 | 416,667 | 416,667 | 416,667 | 416,667 | 416,667 | 416,667 | 416,667 | 416,667 |
| Dobândă aferentă plății | Euro | 26,788 | 21,113 | 16,139 | 10,639 | 5,491 | 184 | -5,157 | 0 | 0 | 0 | 0 | 0 | 0 | 0 | 0 | 0 | 0 | 0 | 0 |
| Total valoare scadență (BERD) | Euro | 443,454 | 437,789 | 432,806 | 427,306 | 422,158 | 416,831 | 411,510 | 406,287 | 401,064 | 395,841 | 390,618 | 385,395 | 380,172 | 374,949 | 369,726 | 364,503 | 359,280 | 354,057 | 348,834 |
| Suma scadenți (metru) | Euro | 1,679,747 | 1,680,531 | 1,681,315 | 1,682,100 | 1,682,884 | 1,683,668 | 1,684,452 | 1,685,236 | 1,686,020 | 1,686,804 | 1,687,588 | 1,688,372 | 1,689,156 | 1,689,940 | 1,690,724 | 1,691,508 | 1,692,292 | 1,693,076 | 1,693,860 |
| Serviciul datoriei către BEI | | | | | | | | | | | | | | | | | | | | |
| Tragere, total | Euro | 25,000,000 | 25,000,000 | 25,000,000 | 25,000,000 | 25,000,000 | 25,000,000 | 25,000,000 | 25,000,000 | 25,000,000 | 25,000,000 | 25,000,000 | 25,000,000 | 25,000,000 | 25,000,000 | 25,000,000 | 25,000,000 | 25,000,000 | 25,000,000 | 25,000,000 |
| Sumă rambursată | Euro | 657,895 | 657,895 | 657,895 | 657,895 | 657,895 | 657,895 | 657,895 | 657,895 | 657,895 | 657,895 | 657,895 | 657,895 | 657,895 | 657,895 | 657,895 | 657,895 | 657,895 | 657,895 | 657,895 |
| Dobândă aferentă | Euro | 345,853 | 328,566 | 311,279 | 294,000 | 276,723 | 259,446 | 242,169 | 224,892 | 207,615 | 190,338 | 173,061 | 155,784 | 138,507 | 121,230 | 103,953 | 86,676 | 69,399 | 52,122 | 34,845 |
| Total valoare scadență (BEI) | Euro | 1,003,748 | 986,461 | 969,174 | 951,887 | 934,600 | 917,313 | 900,026 | 882,739 | 865,452 | 848,165 | 830,878 | 813,591 | 796,304 | 779,017 | 761,730 | 744,443 | 727,156 | 709,869 | 692,582 |
| Valoarea totală a Serviciului datoriei (euro) | | | | | | | | | | | | | | | | | | | | |
| | Euro | 443,454 | 437,789 | 432,806 | 427,306 | 422,158 | 416,831 | 411,510 | 406,287 | 401,064 | 395,841 | 390,618 | 385,395 | 380,172 | 374,949 | 369,726 | 364,503 | 359,280 | 354,057 | 348,834 |
| Valoarea totală a Serviciului datoriei (RON) | | | | | | | | | | | | | | | | | | | | |
| | RON | 1,269,513 | 1,269,513 | 1,269,513 | 1,269,513 | 1,269,513 | 1,269,513 | 1,269,513 | 1,269,513 | 1,269,513 | 1,269,513 | 1,269,513 | 1,269,513 | 1,269,513 | 1,269,513 | 1,269,513 | 1,269,513 | 1,269,513 | 1,269,513 | 1,269,513 |
| Recuperarea sumelor de către PMB | | | | | | | | | | | | | | | | | | | | |
| Sumă rambursată | RON | 0 | 0 | 0 | 0 | 0 | 0 | 0 | 0 | 0 | 0 | 0 | 0 | 0 | 0 | 0 | 0 | 0 | 0 | 0 |
| Plată totală/cumulativă | RON | 0 | 0 | 0 | 0 | 0 | 0 | 0 | 0 | 0 | 0 | 0 | 0 | 0 | 0 | 0 | 0 | 0 | 0 | 0 |
| Plăți totale | | | | | | | | | | | | | | | | | | | | |
| | RON | 1,069,513 | 1,069,513 | 1,069,513 | 1,069,513 | 1,069,513 | 1,069,513 | 1,069,513 | 1,069,513 | 1,069,513 | 1,069,513 | 1,069,513 | 1,069,513 | 1,069,513 | 1,069,513 | 1,069,513 | 1,069,513 | 1,069,513 | 1,069,513 | 1,069,513 |
| Comisioane bancare | | | | | | | | | | | | | | | | | | | | |
| | RON | 4,924 | 11,143 | 19,362 | 27,581 | 35,800 | 44,019 | 52,238 | 60,457 | 68,676 | 76,895 | 85,114 | 93,333 | 101,552 | 109,771 | 117,990 | 126,209 | 134,428 | 142,647 | 150,866 |
| Încasări pe serviciile de apă uzată pe m³ | | | | | | | | | | | | | | | | | | | | |
| Cumulat anul trecut | m ³ | 153,029,183 | 153,029,183 | 153,029,183 | 153,029,183 | 153,029,183 | 153,029,183 | 153,029,183 | 153,029,183 | 153,029,183 | 153,029,183 | 153,029,183 | 153,029,183 | 153,029,183 | 153,029,183 | 153,029,183 | 153,029,183 | 153,029,183 | 153,029,183 | 153,029,183 |
| Anul trecut | m ³ | 2,013,542 | 48,459,241 | 2,013,542 | 48,459,241 | 2,013,542 | 48,459,241 | 2,013,542 | 48,459,241 | 2,013,542 | 48,459,241 | 2,013,542 | 48,459,241 | 2,013,542 | 48,459,241 | 2,013,542 | 48,459,241 | 2,013,542 | 48,459,241 | 2,013,542 |
| Cumulat anul curent | m ³ | 102,556,400 | 28,055,350 | 102,556,400 | 28,055,350 | 102,556,400 | 28,055,350 | 102,556,400 | 28,055,350 | 102,556,400 | 28,055,350 | 102,556,400 | 28,055,350 | 102,556,400 | 28,055,350 | 102,556,400 | 28,055,350 | 102,556,400 | 28,055,350 | 102,556,400 |
| Anul curent | m ³ | 74,501,050 | 28,055,350 | 74,501,050 | 28,055,350 | 74,501,050 | 28,055,350 | 74,501,050 | 28,055,350 | 74,501,050 | 28,055,350 | 74,501,050 | 28,055,350 | 74,501,050 | 28,055,350 | 74,501,050 | 28,055,350 | 74,501,050 | 28,055,350 | 74,501,050 |
| Încasări m ³ | m ³ | 76,514,592 | 76,514,592 | 76,514,592 | 76,514,592 | 76,514,592 | 76,514,592 | 76,514,592 | 76,514,592 | 76,514,592 | 76,514,592 | 76,514,592 | 76,514,592 | 76,514,592 | 76,514,592 | 76,514,592 | 76,514,592 | 76,514,592 | 76,514,592 | 76,514,592 |
| Rata 1 | m ³ | 2,013,542 | 48,459,241 | 2,013,542 | 48,459,241 | 2,013,542 | 48,459,241 | 2,013,542 | 48,459,241 | 2,013,542 | 48,459,241 | 2,013,542 | 48,459,241 | 2,013,542 | 48,459,241 | 2,013,542 | 48,459,241 | 2,013,542 | 48,459,241 | 2,013,542 |
| Rata 2 | m ³ | 76,514,592 | 28,055,350 | 76,514,592 | 28,055,350 | 76,514,592 | 28,055,350 | 76,514,592 | 28,055,350 | 76,514,592 | 28,055,350 | 76,514,592 | 28,055,350 | 76,514,592 | 28,055,350 | 76,514,592 | 28,055,350 | 76,514,592 | 28,055,350 | 76,514,592 |
| Cost | | | | | | | | | | | | | | | | | | | | |
| | RON | 5,356,021 | 0 | 5,356,021 | 0 | 5,356,021 | 0 | 5,356,021 | 0 | 5,356,021 | 0 | 5,356,021 | 0 | 5,356,021 | 0 | 5,356,021 | 0 | 5,356,021 | 0 | 5,356,021 |
| Încasări | RON | 1,974,437 | 4,469,091 | 1,974,437 | 4,469,091 | 1,974,437 | 4,469,091 | 1,974,437 | 4,469,091 | 1,974,437 | 4,469,091 | 1,974,437 | 4,469,091 | 1,974,437 | 4,469,091 | 1,974,437 | 4,469,091 | 1,974,437 | 4,469,091 | 1,974,437 |
| Plăți | RON | 13,305,427 | 8,836,337 | 12,365,733 | 8,173,168 | 11,603,479 | 7,562,717 | 11,298,298 | 7,034,062 | 10,774,923 | 6,562,490 | 10,311,801 | 6,180,160 | 9,939,597 | 5,843,971 | 11,144,090 | 7,127,636 | 11,952,030 | 7,983,879 | 12,278,643 |
| Dobândă din Contul Escrow | RON | 0 | 322,548 | 0 | 301,317 | 0 | 282,096 | 0 | 264,457 | 0 | 249,190 | 0 | 233,616 | 0 | 224,851 | 0 | 213,519 | 0 | 204,996 | 0 |
| Sold revizuit | RON | 13,305,427 | 9,158,885 | 12,565,733 | 8,474,485 | 11,903,479 | 7,844,814 | 11,298,298 | 7,298,519 | 10,774,923 | 6,811,680 | 10,311,801 | 6,415,783 | 9,939,597 | 6,088,622 | 11,144,090 | 7,361,154 | 11,952,030 | 8,248,875 | 12,278,643 |
| Sold necesar | RON | 6,418,265 | 6,341,739 | 6,319,392 | 6,267,789 | 6,243,259 | 6,166,773 | 6,143,853 | 6,092,050 | 6,068,333 | 5,997,535 | 5,963,842 | 5,927,833 | 5,895,626 | 5,861,454 | 5,827,282 | 5,793,110 | 5,758,938 | 5,724,766 | 5,690,594 |
| Sold revizuit/Sold necesar | RON | 2.07 | 1.44 | 1.99 | 1.35 | 1.91 | 1.27 | 1.84 | 1.20 | 1.78 | 1.14 | 1.73 | 1.08 | 2.43 | 1.51 | 2.77 | 1.86 | 3.01 | 2.12 | 3.15 |
| Sold necesar - Sold revizuit | RON | 6,887,163 | 2,817,146 | 6,246,141 | 2,206,696 | 5,660,180 | 1,678,041 | 5,154,445 | 1,206,469 | 4,706,290 | 824,145 | 4,347,959 | 487,949 | 5,843,971 | 2,052,168 | 7,127,636 | 3,393,003 | 7,983,879 | 4,353,749 | 8,383,517 |
| Sold conform extrasului bancar | | | | | | | | | | | | | | | | | | | | |
| | RON | | | Soldul actual Dec 2017 | | Soldul actual Dec 2018 | | Soldul actual Dec 2019 | | Soldul actual Dec 2020 | | Soldul actual Dec 2021 | | Soldul actual Dec 2022 | | Soldul actual Dec 2023 | | Soldul actual Dec 2024 | | Soldul actual Dec 2025 |
| Taxă de colectare (neindexată) | RON | | 118,000 | | | 118,000 | | | | 118,000 | | | | 118,000 | | | | | | 118,000 |
| Taxă de colectare (indexată) | RON | | 118,000 | | | 118,000 | | | | 118,000 | | | | 118,000 | | | | | | 118,000 |

Multiplicat pe...



CONTORESCU

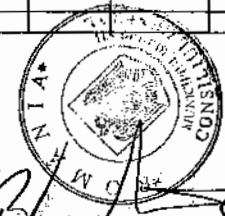
6

Serviciul Datoriei și Finant de Ni

| | | 2021 | | 2022 | | 2023 | | 2024 | | 2025 | | 2026 | | 2027 | | 2028 | | 2029 | | 2030 | |
|---|----------------|------------|---------------|------------|------------------------|------------|---------------|------------|------------------------|------------|---------------|------------|------------------------|------------|---------------|------------|------------------------|------------|---------------|------------|---------------|
| Serviciul datoriei către BERD | | | | | | | | | | | | | | | | | | | | | |
| Tragere, total | Euro | | 10,000,000 | | 10,000,000 | | 10,000,000 | | 10,000,000 | | 10,000,000 | | 10,000,000 | | 10,000,000 | | 10,000,000 | | 10,000,000 | | 10,000,000 |
| Taxa angajare în sumă, total | Euro | | 0 | | 0 | | 0 | | 0 | | 0 | | 0 | | 0 | | 0 | | 0 | | 0 |
| Sumă rambursată | Euro | | 0 | | 0 | | 0 | | 0 | | 0 | | 0 | | 0 | | 0 | | 0 | | 0 |
| Dobândă aferentă plății | Euro | | 0 | | 0 | | 0 | | 0 | | 0 | | 0 | | 0 | | 0 | | 0 | | 0 |
| Total valoare scadență (BERD) | Euro | | 0 | | 0 | | 0 | | 0 | | 0 | | 0 | | 0 | | 0 | | 0 | | 0 |
| Suma scadentă (memo) | Euro | | | | | | | | | | | | | | | | | | | | |
| Serviciul datoriei către BEI | | | | | | | | | | | | | | | | | | | | | |
| Tragere, total | Euro | 25,000,000 | | 25,000,000 | | 25,000,000 | | 25,000,000 | | 25,000,000 | | 25,000,000 | | 25,000,000 | | 25,000,000 | | 25,000,000 | | 25,000,000 | |
| Sumă rambursată | Euro | 657,895 | | 657,895 | | 657,895 | | 657,895 | | 657,895 | | 657,895 | | 657,895 | | 657,895 | | 657,895 | | 657,895 | |
| Dobândă aferentă | Euro | 216,942 | | 206,093 | | 189,692 | | 163,830 | | 150,265 | | 135,192 | | 124,343 | | 107,942 | | 97,093 | | 87,244 | |
| Total valoare scadență (BEI) | Euro | 874,837 | | 863,988 | | 847,587 | | 821,725 | | 806,160 | | 793,087 | | 782,238 | | 765,837 | | 754,988 | | 744,139 | |
| Valoare totală a Serviciului datoriei (euro) | Euro | 874,837 | | 863,988 | | 847,587 | | 821,725 | | 806,160 | | 793,087 | | 782,238 | | 765,837 | | 754,988 | | 744,139 | |
| Valoare totală a Serviciului datoriei (ron) | RON | 3,825,412 | | 3,837,210 | | 3,764,387 | | 3,716,205 | | 3,648,527 | | 3,589,014 | | 3,522,336 | | 3,474,154 | | 3,401,311 | | 3,353,128 | |
| Recuperarea sumelor de către PMB | | | | | | | | | | | | | | | | | | | | | |
| Sumă rambursată | RON | 0 | | 0 | | 0 | | 0 | | 0 | | 0 | | 0 | | 0 | | 0 | | 0 | |
| Plăți totală/cumulativă | RON | 0 | | 0 | | 0 | | 0 | | 0 | | 0 | | 0 | | 0 | | 0 | | 0 | |
| Plăți totale | RON | 3,825,412 | | 3,837,210 | | 3,764,387 | | 3,716,205 | | 3,648,527 | | 3,589,014 | | 3,522,336 | | 3,474,154 | | 3,401,311 | | 3,353,128 | |
| Comisioane bancare | RON | 9,714 | | 9,593 | | 9,411 | | 9,291 | | 9,124 | | 8,973 | | 8,806 | | 8,685 | | 8,503 | | 8,382 | |
| Încasări pe serviciile de apă uzată pe m3 | | | | | | | | | | | | | | | | | | | | | |
| Cumulat anul trecut | m ³ | | 153,029,183 | | 151,015,641 | | 153,029,183 | | 151,015,641 | | 153,029,183 | | 151,015,641 | | 153,029,183 | | 151,015,641 | | 153,029,183 | | 151,015,641 |
| Anul trecut | m ³ | | 2,013,542 | | 48,459,241 | | 2,013,542 | | 48,459,241 | | 2,013,542 | | 48,459,241 | | 2,013,542 | | 48,459,241 | | 2,013,542 | | 48,459,241 |
| Cumulat anul curent | m ³ | | 102,556,400 | | 28,055,350 | | 102,556,400 | | 28,055,350 | | 102,556,400 | | 28,055,350 | | 102,556,400 | | 28,055,350 | | 102,556,400 | | 28,055,350 |
| Anul curent | m ³ | | 74,501,050 | | 28,055,350 | | 74,501,050 | | 28,055,350 | | 74,501,050 | | 28,055,350 | | 74,501,050 | | 28,055,350 | | 74,501,050 | | 28,055,350 |
| Încasări m ³ | m ³ | | 76,514,592 | | 76,514,592 | | 76,514,592 | | 76,514,592 | | 76,514,592 | | 76,514,592 | | 76,514,592 | | 76,514,592 | | 76,514,592 | | 76,514,592 |
| Rata 1 | m ³ | | 2,013,542 | | 48,459,241 | | 2,013,542 | | 48,459,241 | | 2,013,542 | | 48,459,241 | | 2,013,542 | | 48,459,241 | | 2,013,542 | | 48,459,241 |
| Rata 2 | m ³ | | 76,514,592 | | 28,055,350 | | 76,514,592 | | 28,055,350 | | 76,514,592 | | 28,055,350 | | 76,514,592 | | 28,055,350 | | 76,514,592 | | 28,055,350 |
| if | RON | | from Jan 2012 | | from Jan 2013 | | from Jan 2014 | | from Jan 2015 | | from Jan 2016 | | from Jan 2017 | | from Jan 2018 | | from Jan 2019 | | from Jan 2020 | | from Jan 2021 |
| Încasări | RON | 0 | 3,060,584 | 0 | 3,241,137 | 0 | 3,825,730 | 0 | 3,545,176 | 0 | 3,060,584 | 0 | 3,060,584 | 0 | 3,060,584 | 0 | 3,060,584 | 0 | 3,060,584 | 0 | 3,060,584 |
| Plăți | RON | 3,825,126 | 0 | 3,846,823 | 0 | 3,773,798 | 0 | 3,723,485 | 0 | 3,658,651 | 0 | 3,597,987 | 0 | 3,531,142 | 0 | 3,482,839 | 0 | 3,409,814 | 0 | 3,361,511 | 0 |
| Sold | RON | 8,383,517 | 11,727,529 | 7,880,706 | 11,505,371 | 7,731,574 | 11,825,642 | 8,104,146 | 11,923,056 | 8,264,406 | 11,606,155 | 8,008,168 | 11,348,799 | 7,817,637 | 11,150,844 | 7,668,005 | 10,995,576 | 7,585,762 | 10,908,926 | 7,547,415 | 10,868,141 |
| Dobândă din Contul Escrow | RON | 283,428 | 0 | 283,529 | 0 | 272,339 | 0 | 273,734 | 0 | 281,165 | 0 | 280,247 | 0 | 272,903 | 0 | 266,988 | 0 | 262,980 | 0 | 260,142 | 0 |
| Sold revizuit | RON | 8,666,945 | 11,727,529 | 8,164,234 | 11,505,371 | 8,003,912 | 11,879,642 | 8,377,880 | 11,973,056 | 8,545,571 | 11,606,155 | 8,288,216 | 11,348,799 | 8,090,260 | 11,150,844 | 7,934,953 | 10,995,576 | 7,848,343 | 10,908,926 | 7,807,557 | 10,868,141 |
| Sold necesar | RON | 3,146,823 | 3,846,113 | 3,773,798 | 3,773,798 | 3,725,495 | 3,725,495 | 3,658,651 | 3,658,651 | 3,597,987 | 3,597,987 | 3,531,142 | 3,531,142 | 3,482,839 | 3,482,839 | 3,409,814 | 3,409,814 | 3,361,511 | 3,361,511 | 3,315,607 | 3,315,607 |
| Sold revizuit/Sold necesar | RON | 5,520,122 | 7,880,706 | 4,390,436 | 7,731,574 | 4,278,417 | 8,104,146 | 4,719,230 | 8,264,406 | 4,947,385 | 8,008,168 | 4,757,074 | 7,817,637 | 4,607,421 | 7,668,005 | 4,525,179 | 7,585,762 | 4,486,831 | 7,547,415 | 4,491,950 | 7,572,534 |
| Sold conform extrasului bancar | RON | 2021 | | | Soldul actual Dec 2022 | | | | Soldul actual Dec 2023 | | | | Soldul actual Dec 2024 | | | | Soldul actual Dec 2025 | | | | Soldul actual |
| Taxă de colectare (neindexată) | RON | | | | | | | | 118,000 | | | | 118,000 | | | | 118,000 | | | | 118,000 |
| Taxă de colectare (indexată) | RON | | | | | | | | 118,000 | | | | 118,000 | | | | 118,000 | | | | 118,000 |



Multiplicat pe 12-06-2014



Serviciul Datoriilor și Fluxul de Ni

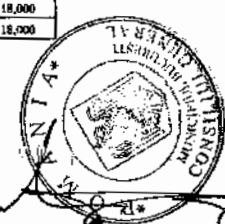
| Termene de Plata | 2016/2017 | 2017/2018 | 2018/2019 | 2019/2020 | 2020/2021 | 2021/2022 | 2022/2023 | 2023/2024 | 2024/2025 | 2025/2026 | 2026/2027 | 2027/2028 | | |
|---|----------------|---------------|-------------|------------------------|------------|------------------------|-------------|------------------------|------------|-------------|-------------|-------------|------------|-------------|
| Serviciul datoriei către BERD | | | | | | | | | | | | | | |
| Trageri, total | Euro | 18,888,000 | 18,000,000 | 18,888,000 | 18,000,000 | 18,888,000 | 18,000,000 | 18,888,000 | 18,000,000 | 18,888,000 | 18,000,000 | 18,888,000 | | |
| Taxa angajare imprumut, total | Euro | 0 | 0 | 0 | 0 | 0 | 0 | 0 | 0 | 0 | 0 | 0 | | |
| Sumă rambursată | Euro | | | | | | | | | | | | | |
| Dobândă aferentă plății | Euro | 0 | 0 | 0 | 0 | 0 | 0 | 0 | 0 | 0 | 0 | 0 | | |
| Total valoare scadență (BERD) | Euro | | | | | | | | | | | | | |
| Suma scadența (memo) | Euro | | | | | | | | | | | | | |
| Serviciul datoriei către BEI | | | | | | | | | | | | | | |
| Trageri, total | Euro | 25,000,000 | 25,000,000 | 25,000,000 | 25,000,000 | 25,000,000 | 25,000,000 | 25,000,000 | 25,000,000 | 25,000,000 | 25,000,000 | 25,000,000 | | |
| Sumă rambursată | Euro | 657,895 | 657,895 | 657,895 | 657,895 | 657,895 | 657,895 | 657,895 | 657,895 | 657,895 | 657,895 | 657,895 | | |
| Dobândă aferentă | Euro | 86,783 | 76,655 | 62,362 | 49,458 | 43,518 | 35,110 | 21,150 | 12,742 | | | | | |
| Total valoare scadență (BEI) | Euro | 744,678 | 734,550 | 720,257 | 707,352 | 693,413 | 683,005 | 679,045 | 676,637 | | | | | |
| Valoare totală a Serviciului datoriei (euro) | Euro | 744,678 | 0 | 734,550 | 0 | 720,257 | 0 | 707,352 | 0 | 693,005 | 0 | 679,045 | 0 | 676,637 |
| Valoare totală a Serviciului datoriei (ron) | RON | 3,387,339 | 0 | 3,242,356 | 0 | 3,198,877 | 0 | 3,141,564 | 0 | 3,115,186 | 0 | 3,077,843 | 0 | 3,015,841 |
| Recuperarea sumelor de către FMB | | | | | | | | | | | | | | |
| Sumă rambursată | RON | 0 | 0 | 0 | 0 | 0 | 0 | 0 | 0 | 0 | 0 | 0 | | |
| Plată totală/cumulativă | RON | 0 | 0 | 0 | 0 | 0 | 0 | 0 | 0 | 0 | 0 | 0 | | |
| Plăți totale | MON | 3,387,339 | 0 | 3,242,356 | 0 | 3,198,877 | 0 | 3,141,564 | 0 | 3,115,186 | 0 | 3,077,843 | 0 | 3,015,841 |
| Comioane bancare | RON | 8,268 | 0 | 8,156 | 0 | 7,997 | 0 | 7,854 | 0 | 7,788 | 0 | 7,695 | 0 | 7,540 |
| Încasări pe serviciile de apă uzată pe m3 | | | | | | | | | | | | | | |
| Cumulat anul trecut | m ³ | 153,029,183 | | 151,015,641 | | 153,029,183 | | 151,015,641 | | 153,029,183 | | 151,015,641 | | 153,029,183 |
| Anul trecut | m ³ | 2,013,542 | | 48,459,241 | | 2,013,542 | | 48,459,241 | | 2,013,542 | | 48,459,241 | | 2,013,542 |
| Cumulat anul curent | m ³ | 0 | 102,556,400 | 0 | 28,055,350 | 0 | 102,556,400 | 0 | 28,055,350 | 0 | 102,556,400 | 0 | 28,055,350 | 0 |
| Anul curent | m ³ | 0 | 74,501,050 | 0 | 28,055,350 | 0 | 74,501,050 | 0 | 28,055,350 | 0 | 74,501,050 | 0 | 28,055,350 | 0 |
| Încasări m ³ | m ³ | 0 | 76,514,592 | 0 | 76,514,592 | 0 | 76,514,592 | 0 | 76,514,592 | 0 | 76,514,592 | 0 | 76,514,592 | 0 |
| Rata 1 | m ³ | | 2,013,542 | | 48,459,241 | | 2,013,542 | | 48,459,241 | | 2,013,542 | | 48,459,241 | |
| Rata 2 | m ³ | | 76,514,592 | | 28,055,350 | | 76,514,592 | | 28,055,350 | | 76,514,592 | | 28,055,350 | |
| if | RON | from Jan 2027 | | from Jan 2028 | | from Jan 2029 | | from Jan 2030 | | | | | | |
| Încasări | RON | 0 | 3,060,584 | 0 | 2,760,030 | 0 | 2,295,438 | 0 | 2,295,438 | 0 | 1,453,777 | 0 | 0 | 0 |
| Plăți | RON | 3,315,607 | 0 | 3,270,512 | 0 | 3,206,875 | 0 | 3,149,418 | 0 | 3,122,973 | 0 | 3,085,538 | 0 | 3,023,380 |
| Sold | RON | 7,532,534 | 10,872,118 | 7,601,606 | 10,640,771 | 7,433,897 | 9,986,505 | 6,837,087 | 9,378,951 | 6,255,978 | 8,780,405 | 5,694,867 | 7,360,571 | 4,337,191 |
| Dobândă din Contul Escrow | RON | 259,000 | 0 | 259,135 | 0 | 257,170 | 0 | 246,427 | 0 | 228,990 | 0 | 211,927 | 0 | 185,278 |
| Sold revizuit | RON | 7,811,534 | 10,872,118 | 7,860,741 | 10,640,771 | 7,691,067 | 9,986,505 | 7,083,514 | 9,378,951 | 6,484,968 | 8,780,405 | 5,906,794 | 7,360,571 | 4,522,469 |
| Sold necesar | RON | 3,270,512 | 3,270,512 | 3,206,875 | 3,206,875 | 3,149,418 | 3,149,418 | 3,122,973 | 3,122,973 | 3,095,538 | 3,085,538 | 3,023,380 | 3,023,380 | 2,985,945 |
| Sold revizuit/Sold necesar | RON | 2,39 | 3,32 | 2,45 | 3,32 | 2,44 | 3,17 | 2,27 | 3,00 | 2,10 | 2,85 | 1,95 | 2,43 | 1,51 |
| Sold necesar - Sold revizuit | RON | 4,541,023 | 7,601,606 | 4,653,867 | 7,433,897 | 4,541,649 | 6,837,087 | 3,960,540 | 6,255,978 | 3,395,429 | 5,694,867 | 2,883,414 | 4,337,191 | 1,536,525 |
| Sold conform extrasului bancar | RON | per 2026 | | Soldul actual Dec 2027 | | Soldul actual Dec 2028 | | Soldul actual Dec 2029 | | | | | | |
| Taxă de colectare (neindexată) | RON | | 118,000 | | | | 118,000 | | | 118,000 | | | | 118,000 |
| Taxă de colectare (indexată) | RON | | 118,000 | | | | 118,000 | | | 118,000 | | | | 118,000 |



CONFIRMARE ORIGINAL



Multiplicat pe 12.06.2014



A Trageri - BEI
 Valoare Max Tragere - 25 milioane
 Valoare minima Tragere - 3 milioane
 Nr. Max Trageri - 8

| | Suma | Data |
|---|--------------|-----------|
| 1 | 3,574,916.00 | 29-May-08 |
| 2 | 3,600,000.00 | 23-Apr-09 |
| 3 | 3,000,000.00 | 21-Aug-09 |
| 4 | 4,000,000.00 | 20-Oct-09 |
| 5 | 5,000,000.00 | 11-Mar-10 |
| 6 | 3,000,000.00 | 11-Jun-10 |
| 7 | 2,825,984.00 | 6-Dec-10 |
| 8 | | |

Total Sold 25,000,000
 Sold 0

B Trageri - BERD
 Valoare Max Tragere - 10 milioane
 Valoare Min Tragere - 0.5 milioane

| | Suma | Data |
|----|--------------|-----------|
| 1 | 3,790,756.50 | 21-Jun-07 |
| 2 | 424,187.00 | 15-Mar-08 |
| 3 | 265,717.78 | 22-Aug-08 |
| 4 | 214,565.57 | 17-Oct-08 |
| 5 | 11,358.99 | 27-Mar-09 |
| 6 | 103,906.25 | 31-Jul-09 |
| 7 | 10,858.67 | 16-Sep-09 |
| 8 | 25,680.90 | 5-Oct-09 |
| 9 | 25,795.95 | 4-Nov-09 |
| 10 | 18,706.10 | 18-Jan-10 |
| 11 | 160,541.29 | 22-Jan-10 |
| 12 | 1,209,501.68 | 15-Mar-10 |
| 13 | 476,825.77 | 6-May-10 |
| 14 | 237,541.15 | 1-Jun-10 |
| 15 | 662,853.94 | 9-Jul-10 |
| 16 | 360,988.78 | 19-Aug-10 |
| 17 | 218,996.76 | 16-Sep-10 |
| 18 | 565,021.62 | 16-Nov-10 |
| 19 | 225,587.72 | 22-Nov-10 |
| 20 | 198,937.08 | 10-Dec-10 |
| 21 | 129,259.26 | 31-Jan-11 |
| 22 | 137,832.38 | 18-Mar-11 |
| 23 | 410,782.41 | 18-Mar-11 |
| 24 | 112,633.45 | 20-Apr-11 |
| 25 | | |
| 26 | | |
| 27 | | |
| 28 | | |
| 29 | | |
| 30 | | |

Total Sold 10,000,000.00

Rata dobânzilor BEI

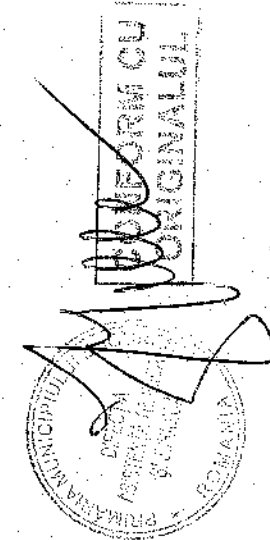
Dobânda nescapitalizată

| Trageri | Rata fixă a dobânzilor | Actual |
|---------|------------------------|--------|
| 1 | 4.885% | Actual |
| 2 | 4.284% | Actual |
| 3 | 4.381% | Actual |
| 4 | 4.142% | Actual |
| 5 | 3.923% | Actual |
| 6 | 3.470% | Actual |
| 7 | 3.412% | Actual |
| 8 | | Actual |

Rata dobânzilor BERD

Dobânda calculată pe valoarea totală scadenă cu o zi înainte de plată
 Dobânda semi-annuală calculată 180/360 x dobânda anuală
 Perioada de grație nescontată de dobânda

| Date | Rata dobânzilor | Actual |
|------------|-----------------|---------|
| 5/28/2007 | 0.000% | Actual |
| 11/28/2007 | 4.253% | Actual |
| 5/28/2008 | 4.525% | Actual |
| 11/28/2008 | 4.915% | Actual |
| 5/28/2009 | 2.600% | Actual |
| 11/28/2009 | 0.830% | Actual |
| 5/28/2010 | 0.763% | Actual |
| 11/28/2010 | 0.878% | Actual |
| 5/28/2011 | 1.180% | Actual |
| 11/28/2011 | 1.712% | Estimat |
| 5/28/2012 | 1.7% | Estimat |
| 11/28/2012 | 1.0% | Estimat |
| 5/28/2013 | 1.7% | Estimat |
| 11/28/2013 | 1.0% | Estimat |
| 5/28/2014 | 1.0% | Estimat |
| 11/28/2014 | 1.0% | Estimat |
| 5/28/2015 | 1.0% | Estimat |
| 11/28/2015 | 1.0% | Estimat |
| 5/28/2016 | 1.0% | Estimat |
| 11/28/2016 | 1.0% | Estimat |
| 5/28/2017 | 1.0% | Estimat |
| 11/28/2017 | 1.0% | Estimat |
| 5/28/2018 | 1.0% | Estimat |
| 11/28/2018 | 1.0% | Estimat |
| 5/28/2019 | 1.0% | Estimat |
| 11/28/2019 | 1.0% | Estimat |
| 5/27/2020 | 1.0% | Estimat |
| 11/27/2020 | 1.0% | Estimat |



B Procentul de recuperare

Arată proporția cumulată din suma facturată în a doua lună care a fost plătită efectiv la sfârșitul fiecărei din lunile următoare.

| Luna | Procentul de recuperare | Comentarii |
|------|-------------------------|--|
| 1 | 0% | Cost suportat de client |
| 2 | 0% | Cost factural neachitat încă de client |
| 3 | 45% | Procent de clienti care au plătit integral |
| 4 | 81% | Procent cumulativ de clienti care au plătit integral |
| 5 | 83% | Procent cumulativ de clienti care au plătit integral |
| 6 | 85% | Procent cumulativ de clienti care au plătit integral |
| 7 | 90% | Procent cumulativ de clienti care au plătit integral |
| 8 | 95% | Procent cumulativ de clienti care au plătit integral |
| 9 | 100% | Procent cumulativ de clienti care au plătit integral |

Datorii neachitate de 5% din clienți

C Taxa colectată, inflație, rata de schimb-conform act adițional la contractul de concesiune


118,000 RON+ 1%, N >= 12,336,000

D CPI index (publicat pe site-ul oficial al Institutului de statistici)

Inflația cumulată (calculată)

| An | Indicele de inflație CPI | An | Indicele de inflație CPI |
|------|--------------------------|------|--------------------------|
| 2008 | 7.9% | 2020 | 3.0% |
| 2009 | 5.6% | 2021 | 3.0% |
| 2010 | 6.1% | 2022 | 3.0% |
| 2011 | 5.8% | 2023 | 3.0% |
| 2012 | 3.4% | 2024 | 3.0% |

| An | Cumulat | An | Cumulat |
|------|---------|------|---------|
| 2008 | 1.00 | 2020 | 1.54 |
| 2009 | 1.00 | 2021 | 1.59 |
| 2010 | 1.06 | 2022 | 1.63 |
| 2011 | 1.12 | 2023 | 1.68 |
| 2012 | 1.19 | 2024 | 1.73 |




Multiplicat cu 100

| | | | |
|------|------|------|------|
| 2013 | 3.2% | 2025 | 3.0% |
| 2014 | 3.5% | 2026 | 3.0% |
| 2015 | 3.5% | 2027 | 3.0% |
| 2018 | 3.5% | 2028 | 3.0% |
| 2017 | 3.5% | 2029 | 3.0% |
| 2016 | 3.0% | 2030 | 3.0% |
| 2019 | 3.0% | | |

| | | | |
|------|------|------|------|
| 2013 | 1.23 | 2025 | 1.78 |
| 2014 | 1.26 | 2026 | 1.84 |
| 2015 | 1.31 | 2027 | 1.89 |
| 2016 | 1.35 | 2028 | 1.95 |
| 2017 | 1.40 | 2029 | 2.01 |
| 2018 | 1.45 | 2030 | 2.07 |
| 2019 | 1.49 | | |

E **Lista de schimb lei la euro (pentru conversia plăților dobanzilor și a taxelor de angajare imprumut)**

| | | | | | | | |
|------------|--------|------------|--------|------------|--------|------------|--------|
| 5/28/2007 | 0.3058 | 5/28/2013 | 0.2290 | 5/28/2019 | 0.2252 | 6/10/2029 | 0.2252 |
| 6/10/2007 | 0.3044 | 6/10/2013 | 0.2272 | 6/10/2019 | 0.2252 | 12/10/2029 | 0.2252 |
| 11/28/2007 | 0.2808 | 11/28/2013 | 0.2252 | 11/28/2019 | 0.2252 | 6/10/2030 | 0.2252 |
| 12/10/2007 | 0.2845 | 12/10/2013 | 0.2252 | 12/10/2019 | 0.2252 | 12/10/2030 | 0.2252 |
| 5/28/2008 | 0.2724 | 5/28/2014 | 0.2252 | 5/27/2020 | 0.2252 | | |
| 6/10/2008 | 0.2728 | 6/10/2014 | 0.2252 | 6/9/2020 | 0.2252 | | |
| 11/28/2008 | 0.2646 | 11/28/2014 | 0.2252 | 11/27/2020 | 0.2252 | | |
| 12/10/2008 | 0.2572 | 12/10/2014 | 0.2252 | 12/10/2020 | 0.2252 | | |
| 5/28/2009 | 0.2386 | 5/28/2015 | 0.2252 | 6/10/2021 | 0.2252 | | |
| 6/10/2009 | 0.2381 | 6/10/2015 | 0.2252 | 12/10/2021 | 0.2252 | | |
| 11/28/2009 | 0.2336 | 11/28/2015 | 0.2252 | 6/10/2022 | 0.2252 | | |
| 12/10/2009 | 0.2361 | 12/10/2015 | 0.2252 | 12/10/2022 | 0.2252 | | |
| 5/28/2010 | 0.2403 | 5/28/2016 | 0.2252 | 6/10/2023 | 0.2252 | | |
| 6/10/2010 | 0.2369 | 6/10/2016 | 0.2252 | 12/10/2023 | 0.2252 | | |
| 11/28/2010 | 0.2318 | 11/28/2016 | 0.2252 | 6/10/2024 | 0.2252 | | |
| 12/10/2010 | 0.2326 | 12/10/2016 | 0.2252 | 12/10/2024 | 0.2252 | | |
| 5/28/2011 | 0.2420 | 5/28/2017 | 0.2252 | 6/10/2025 | 0.2252 | | |
| 6/10/2011 | 0.2406 | 6/10/2017 | 0.2252 | 12/10/2025 | 0.2252 | | |
| 11/28/2011 | 0.2293 | 11/28/2017 | 0.2252 | 6/10/2026 | 0.2252 | | |
| 12/10/2011 | 0.2304 | 12/10/2017 | 0.2252 | 12/10/2026 | 0.2252 | | |
| 5/28/2012 | 0.2240 | 5/28/2018 | 0.2252 | 6/10/2027 | 0.2252 | | |
| 6/10/2012 | 0.2242 | 6/10/2018 | 0.2252 | 12/10/2027 | 0.2252 | | |
| 11/28/2012 | 0.2218 | 11/28/2018 | 0.2252 | 6/10/2028 | 0.2252 | | |
| 12/10/2012 | 0.2205 | 12/10/2018 | 0.2252 | 12/10/2028 | 0.2252 | | |



CONTINUT ORIGINAL

F **(Escrow Account) dobanzile acordate de banca**
ROBID - bank defined reduction (fixed to end 2010)
 (to be updated)


| | 2009 | 2010 | 2011 | 2012 | 2013 | 2014 | 2015 | 2016 | 2017 | 2018 | 2019 | 2020 | 2021 | 2022 | 2023 | 2024 | 2025 | 2026 | 2027 | 2028 | 2029 | 2030 |
|-----------------------|--------|-------|-------|-------|-------|-------|-------|-------|-------|-------|-------|-------|-------|-------|-------|-------|-------|-------|-------|-------|-------|-------|
| Jan | 14% | 6% | 6% | 6% | 6% | 6% | 6% | 6% | 6% | 6% | 6% | 6% | 6% | 6% | 6% | 6% | 6% | 6% | 6% | 6% | 6% | 6% |
| Feb | 14% | 6% | 6% | 6% | 6% | 6% | 6% | 6% | 6% | 6% | 6% | 6% | 6% | 6% | 6% | 6% | 6% | 6% | 6% | 6% | 6% | 6% |
| Mar | 14% | 7% | 6% | 6% | 6% | 6% | 6% | 6% | 6% | 6% | 6% | 6% | 6% | 6% | 6% | 6% | 6% | 6% | 6% | 6% | 6% | 6% |
| Apr | 13% | 5% | 6% | 6% | 6% | 6% | 6% | 6% | 6% | 6% | 6% | 6% | 6% | 6% | 6% | 6% | 6% | 6% | 6% | 6% | 6% | 6% |
| May | 10% | 5% | 6% | 6% | 6% | 6% | 6% | 6% | 6% | 6% | 6% | 6% | 6% | 6% | 6% | 6% | 6% | 6% | 6% | 6% | 6% | 6% |
| June | 10% | 7% | 6% | 6% | 6% | 6% | 6% | 6% | 6% | 6% | 6% | 6% | 6% | 6% | 6% | 6% | 6% | 6% | 6% | 6% | 6% | 6% |
| July | 6% | 7% | 6% | 6% | 6% | 6% | 6% | 6% | 6% | 6% | 6% | 6% | 6% | 6% | 6% | 6% | 6% | 6% | 6% | 6% | 6% | 6% |
| Aug | 9% | 7% | 6% | 6% | 6% | 6% | 6% | 6% | 6% | 6% | 6% | 6% | 6% | 6% | 6% | 6% | 6% | 6% | 6% | 6% | 6% | 6% |
| Sept | 9% | 7% | 6% | 6% | 6% | 6% | 6% | 6% | 6% | 6% | 6% | 6% | 6% | 6% | 6% | 6% | 6% | 6% | 6% | 6% | 6% | 6% |
| Oct | 8% | 7% | 6% | 6% | 6% | 6% | 6% | 6% | 6% | 6% | 6% | 6% | 6% | 6% | 6% | 6% | 6% | 6% | 6% | 6% | 6% | 6% |
| Nov | 8% | 7% | 6% | 6% | 6% | 6% | 6% | 6% | 6% | 6% | 6% | 6% | 6% | 6% | 6% | 6% | 6% | 6% | 6% | 6% | 6% | 6% |
| Dec | 8% | 6% | 6% | 6% | 6% | 6% | 6% | 6% | 6% | 6% | 6% | 6% | 6% | 6% | 6% | 6% | 6% | 6% | 6% | 6% | 6% | 6% |
| Reducere | 0.25 | 0.25 | 0.25 | 0.25 | 1 | 0.25 | 0.25 | 0.25 | 0.25 | 0.25 | 0.25 | 0.25 | 0.25 | 0.25 | 0.25 | 0.25 | 0.25 | 0.25 | 0.25 | 0.25 | 0.25 | 0.25 |
| media jan-may | 12.69% | 6.14% | 5.80% | 5.80% | 5.05% | 5.80% | 5.80% | 5.80% | 5.80% | 5.80% | 5.80% | 5.80% | 5.80% | 5.80% | 5.80% | 5.80% | 5.80% | 5.80% | 5.80% | 5.80% | 5.80% | 5.80% |
| media iunie | 9.58% | 6.55% | 5.80% | 5.80% | 5.05% | 5.80% | 5.80% | 5.80% | 5.80% | 5.80% | 5.80% | 5.80% | 5.80% | 5.80% | 5.80% | 5.80% | 5.80% | 5.80% | 5.80% | 5.80% | 5.80% | 5.80% |
| media iulie-noiembrie | 7.77% | 6.43% | 5.80% | 5.80% | 5.05% | 5.80% | 5.80% | 5.80% | 5.80% | 5.80% | 5.80% | 5.80% | 5.80% | 5.80% | 5.80% | 5.80% | 5.80% | 5.80% | 5.80% | 5.80% | 5.80% | 5.80% |
| dec | 7.75% | 6.05% | 5.80% | 5.80% | 5.05% | 5.80% | 5.80% | 5.80% | 5.80% | 5.80% | 5.80% | 5.80% | 5.80% | 5.80% | 5.80% | 5.80% | 5.80% | 5.80% | 5.80% | 5.80% | 5.80% | 5.80% |

G **Comioane bancare**
 0.25% din plățile efectuate

Multiplicat în 12-06-2014



Handwritten signature and the number 6.



| | 2001 | 2002 | 2003 | 2004 | 2005 | 2006 | 2007 | 2008 | 2009 | 2010 | 2011 | 2012 | 2013 | 2014 |
|--|-----------|-----------|-----------|-----------|-----------|------------|------------|-------------|-------------|-------------|-------------|---------------|---------------|------------|
| Populatia Municipiului Bucuresti | 1,996,814 | 1,934,449 | 1,929,615 | 1,927,559 | 1,924,959 | 1,922,072 | 1,919,477 | 1,916,885 | 1,914,298 | 1,911,000 | 2,104,920 | 2,120,141 | 2,107,828 | 2,109,699 |
| Populatia conectata la retea de canalizare | 83.7% | 86.0% | 86.2% | 86.1% | 86.3% | 86.4% | 86.7% | 87.0% | 98.0% | 98.0% | 81.5% | 82.1% | 81.8% | 81.8% |
| Consumul mediu anual de apa pe cap de locuitor (l/ind) | 254 | 228 | 185 | 163 | 145 | 185 | 185 | 185 | 194 | 190 | 163 | 158 | 153 | 163 |
| Procentul de apa care se intoarce in canalizare | 100% | 100% | 100% | 100% | 100% | 100% | 100% | 100% | 100% | 100% | 95% | 99% | 97% | 100% |
| Volumul de apa industriala facturat (milioane m3) | 143.4 | 128 | 108.3 | 96.8 | 85.7 | 80 | 75 | 70 | 65 | 60 | 17 | 15.8 | 14.73 | 60 |
| Volumul de apa uzata din comunitatile invecinate (milioane m3 pe an) | 0 | 0 | 0 | 0 | 0 | 0 | 0 | 0 | 0 | 0 | 3.99 | 4.1 | 2.524 | 0 |
| Volumul lunar de apa uzata | | | | | | 15,883,384 | 15,486,234 | 25,089,015 | 16,335,055 | 15,674,846 | 14,417,000 | 9,510,657 | 8,880,005 | 13,442,737 |
| | | | | | | | | 181,068,178 | 196,020,659 | 188,098,152 | 173,004,000 | 114,127,887 | 106,560,065 | |
| | | | | | | | | 15,089,015 | | | | 14,541,666.67 | 14,461,222.92 | |

Valori lunare

| | 2009 | 2010 | 2011 | 2012 | 2013 | 2014 | 2015 | 2016 | 2017 | 2018 | 2019 | 2020 | 2021 | 2022 |
|-------|-------------|-------------|-------------|-------------|-------------|-------------|-------------|-------------|-------------|-------------|-------------|-------------|-------------|-------------|
| Jan | | 15,303,062 | 14,691,424 | 30,454,310 | 15,247,572 | 14,454,167 | 13,423,613 | 13,423,613 | 13,423,613 | 13,423,613 | 13,423,613 | 13,423,613 | 13,423,613 | 13,423,613 |
| Feb | 16,172,410 | 14,537,544 | 14,338,725 | 14,472,086 | 14,174,199 | 14,454,167 | 13,423,613 | 13,423,613 | 13,423,613 | 13,423,613 | 13,423,613 | 13,423,613 | 13,423,613 | 13,423,613 |
| Mar | 16,454,520 | 15,005,790 | 14,405,513 | 14,647,879 | 13,640,601 | 14,454,167 | 13,423,613 | 13,423,613 | 13,423,613 | 13,423,613 | 13,423,613 | 13,423,613 | 13,423,613 | 13,423,613 |
| Apr | 16,003,880 | 15,648,321 | 14,929,079 | 14,831,285 | 14,107,949 | 14,454,167 | 13,423,613 | 13,423,613 | 13,423,613 | 13,423,613 | 13,423,613 | 13,423,613 | 13,423,613 | 13,423,613 |
| May | 16,258,700 | 15,035,565 | 14,906,548 | 14,805,365 | 15,000,580 | 14,454,167 | 13,423,613 | 13,423,613 | 13,423,613 | 13,423,613 | 13,423,613 | 13,423,613 | 13,423,613 | 13,423,613 |
| June | 15,733,985 | 16,183,788 | 14,776,855 | 14,745,590 | 14,441,451 | 14,454,167 | 13,423,613 | 13,423,613 | 13,423,613 | 13,423,613 | 13,423,613 | 13,423,613 | 13,423,613 | 13,423,613 |
| July | 16,311,159 | 15,137,189 | 14,879,926 | 15,089,174 | 14,342,149 | 14,454,167 | 13,423,613 | 13,423,613 | 13,423,613 | 13,423,613 | 13,423,613 | 13,423,613 | 13,423,613 | 13,423,613 |
| Aug | 18,204,110 | 15,467,100 | 15,154,957 | 15,301,749 | 14,236,044 | 14,454,167 | 13,423,613 | 13,423,613 | 13,423,613 | 13,423,613 | 13,423,613 | 13,423,613 | 13,423,613 | 13,423,613 |
| Sept | 16,152,480 | 14,939,393 | 15,220,810 | 14,677,159 | 15,169,399 | 14,454,167 | 13,423,613 | 13,423,613 | 13,423,613 | 13,423,613 | 13,423,613 | 13,423,613 | 13,423,613 | 13,423,613 |
| Oct | 14,907,361 | 15,102,655 | 15,220,810 | 14,479,160 | 14,732,013 | 14,454,167 | 13,423,613 | 13,423,613 | 13,423,613 | 13,423,613 | 13,423,613 | 13,423,613 | 13,423,613 | 13,423,613 |
| Nov | 14,035,514 | 14,874,816 | 15,220,810 | 14,382,903 | 14,438,570 | 14,454,167 | 13,423,613 | 13,423,613 | 13,423,613 | 13,423,613 | 13,423,613 | 13,423,613 | 13,423,613 | 13,423,613 |
| Dec | 15,382,658 | 15,261,202 | 15,220,810 | 14,382,903 | 14,004,149 | 14,454,167 | 13,423,613 | 13,423,613 | 13,423,613 | 13,423,613 | 13,423,613 | 13,423,613 | 13,423,613 | 13,423,613 |
| Total | 175,616,777 | 182,496,425 | 178,966,268 | 192,269,563 | 173,534,675 | 173,450,004 | 161,083,351 | 161,083,351 | 161,083,351 | 161,083,351 | 161,083,351 | 161,083,351 | 161,083,351 | 161,083,351 |
| | 48,630,810 | 60,494,717 | 58,364,741 | 74,405,560 | 57,170,320 | 57,816,668 | 53,694,450 | 53,694,450 | 53,694,450 | 53,694,450 | 53,694,450 | 53,694,450 | 53,694,450 | 53,694,450 |
| | 146,198,605 | 152,360,407 | 148,524,647 | 163,503,757 | 145,091,956 | 144,541,670 | 134,236,126 | 134,236,126 | 134,236,126 | 134,236,126 | 134,236,126 | 134,236,126 | 134,236,126 | 134,236,126 |

Multiplicat pe 12.06.2014



