


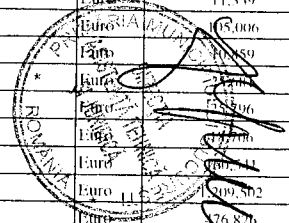
Multiplicat
 Serviciul Datoriei și Fluxul de Numerar in
 contul Escrow

ANEXA HCGMB
 NR. 23/2016

Serviciul Datoriei și Fluxul de Numerar in
 contul Escrow

Termene de Plata		28/05/2015	10/06/2015	28/11/2015	10/12/2015	28/05/2016	10/06/2016	28/11/2016	10/12/2016	28/05/2017	10/06/2017	28/11/2017	10/12/2017
Serviciul datoriei către BERD													
Tragere, nr 1	Euro	3.790,757		3.790,757		3.790,757		3.790,757		3.790,757		3.790,757	
Tragere, nr 2	Euro	424,167		424,167		424,167		424,167		424,167		424,167	
Tragere, nr 3	Euro	265,718		265,718		265,718		265,718		265,718		265,718	
Tragere, nr 4	Euro	214,566		214,566		214,566		214,566		214,566		214,566	
Tragere, nr 5	Euro	11,359		11,359		11,359		11,359		11,359		11,359	
Tragere, nr 6	Euro	105,006		105,006		105,006		105,006		105,006		105,006	
Tragere, nr 7	Euro	10,859		10,859		10,859		10,859		10,859		10,859	
Tragere, nr 8	Euro	25,681		25,681		25,681		25,681		25,681		25,681	
Tragere, nr 9	Euro	25,796		25,796		25,796		25,796		25,796		25,796	
Tragere, nr 10	Euro	18,706		18,706		18,706		18,706		18,706		18,706	
Tragere, nr 11	Euro	160,541		160,541		160,541		160,541		160,541		160,541	
Tragere, nr 12	Euro	1.209,502		1.209,502		1.209,502		1.209,502		1.209,502		1.209,502	
Tragere, nr 13	Euro	476,826		476,826		476,826		476,826		476,826		476,826	
Tragere, nr 14	Euro	237,764		237,764		237,764		237,764		237,764		237,764	
Tragere, nr 15	Euro	662,694		662,694		662,694		662,694		662,694		662,694	
Tragere, nr 16	Euro	360,989		360,989		360,989		360,989		360,989		360,989	
Tragere, nr 17	Euro	218,997		218,997		218,997		218,997		218,997		218,997	
Tragere, nr 18	Euro	565,022		565,022		565,022		565,022		565,022		565,022	
Tragere, nr 19	Euro	225,588		225,588		225,588		225,588		225,588		225,588	
Tragere, nr 20	Euro	198,957		198,957		198,957		198,957		198,957		198,957	
Tragere, nr 21	Euro	129,259		129,259		129,259		129,259		129,259		129,259	
Tragere, nr 22	Euro	137,832		137,832		137,832		137,832		137,832		137,832	
Tragere, nr 23	Euro	410,782		410,782		410,782		410,782		410,782		410,782	
Tragere, nr 24	Euro	112,633		112,633		112,633		112,633		112,633		112,633	
Tragere, nr 25	Euro	0		0		0		0		0		0	
Tragere, nr 26	Euro	0		0		0		0		0		0	
Tragere, nr 27	Euro	0		0		0		0		0		0	
Tragere, nr 28	Euro	0		0		0		0		0		0	
Tragere, nr 29	Euro	0		0		0		0		0		0	
Tragere, nr 30	Euro	0		0		0		0		0		0	
Trageri, total	Euro	10.000,000		10.000,000		10.000,000		10.000,000		10.000,000		10.000,000	
Comision de angajament, Tragere nr 1	Euro	0		0		0		0		0		0	
Comision de angajament, Tragere nr 2	Euro	0		0		0		0		0		0	
Comision de angajament, Tragere nr 3	Euro	0		0		0		0		0		0	
Comision de angajament, Tragere nr 4	Euro	0		0		0		0		0		0	
Comision de angajament, Tragere nr 5	Euro	0		0		0		0		0		0	
Comision de angajament, Tragere nr 6	Euro	0		0		0		0		0		0	
Comision de angajament, Tragere nr 7	Euro	0		0		0		0		0		0	
Comision de angajament, Tragere nr 8	Euro	0		0		0		0		0		0	

CONFORM
CU ORIGINALUL



Semnatura


**Serviciul Datoriei și Fluxul de Numerar in
contul Escrow**

Termene de Plata		28/05/2015	10/06/2015	28/11/2015	10/12/2015	28/05/2016	10/06/2016	28/11/2016	10/12/2016	28/05/2017	10/06/2017	28/11/2017	10/12/2017
Comision de angajament, Tragere nr 9	Euro	0		0		0		0		0		0	
Comision de angajament, Tragere nr 10	Euro	0		0		0		0		0		0	
Comision de angajament, Tragere nr 11	Euro	0		0		0		0		0		0	
Comision de angajament, Tragere nr 12	Euro	0		0		0		0		0		0	
Comision de angajament, Tragere nr 13	Euro	0		0		0		0		0		0	
Comision de angajament, Tragere nr 14	Euro	0		0		0		0		0		0	
Comision de angajament, Tragere nr 15	Euro	0		0		0		0		0		0	
Comision de angajament, Tragere nr 16	Euro	0		0		0		0		0		0	
Comision de angajament, Tragere nr 17	Euro	0		0		0		0		0		0	
Comision de angajament, Tragere nr 18	Euro	0		0		0		0		0		0	
Comision de angajament, Tragere nr 19	Euro	0		0		0		0		0		0	
Comision de angajament, Tragere nr 20	Euro	0		0		0		0		0		0	
Comision de angajament, Tragere nr 21	Euro	0		0		0		0		0		0	
Comision de angajament, Tragere nr 22	Euro	0		0		0		0		0		0	
Comision de angajament, Tragere nr 23	Euro	0		0		0		0		0		0	
Comision de angajament, Tragere nr 24	Euro	0		0		0		0		0		0	
Comision de angajament, Tragere nr 25	Euro	0		0		0		0		0		0	
Comision de angajament, Tragere nr 26	Euro	0		0		0		0		0		0	
Comision de angajament, Tragere nr 27	Euro	0		0		0		0		0		0	
Comision de angajament, Tragere nr 28	Euro	0		0		0		0		0		0	
Comision de angajament, Tragere nr 29	Euro	0		0		0		0		0		0	
Comision de angajament, Tragere nr 30	Euro	0		0		0		0		0		0	
Comision de inceput, angajare si avocat	Euro			0		0		0		0		0	
Comision de angajament, balance	Euro	0		0		0		0		0		0	
Taxa angajare imprumut, total	Euro	0		0		0		0		0		0	
Sumă rambursată	Euro	466,873		466,873		466,873		466,873		416,667		416,667	
Suma rambursată cumulată	Euro	466,873		466,873		466,873		466,873		416,667		416,667	
Rata dobanzii	Euro	1.7%		2.5%		2.5%		2.5%		2.5%		2.5%	
Plata dobanzii, Tragere nr 1	Euro	32057		48437		47,910.95		48,437.44		47,647.70		48,437.44	
Plata dobanzii, Tragere nr 2	Euro	3587		5420		5,361.00		5,419.91		5,331.54		5,419.91	
Plata dobanzii, Tragere nr 3	Euro	2247		3395		3,358.38		3,395.28		3,339.92		3,395.28	
Plata dobanzii, Tragere nr 4	Euro	1815		2742		2,711.87		2,741.67		2,696.97		2,741.67	
Plata dobanzii, Tragere nr 5	Euro	96		145		143.57		145.14		142.78		145.14	
Plata dobanzii, Tragere nr 6	Euro	888		1342		1,327.16		1,341.75		1,319.87		1,341.75	
Plata dobanzii, Tragere nr 7	Euro	92		139		137.24		138.75		136.49		138.75	
Plata dobanzii, Tragere nr 8	Euro	217		328		324.58		328.14		322.79		328.14	
Plata dobanzii, Tragere nr 9	Euro	218		330		326.03		329.61		324.24		329.61	
Plata dobanzii, Tragere nr 10	Euro	158.19		239.02		246.42		239.02		235.13		239.02	
Plata dobanzii, Tragere nr 11	Euro	1,357.65		2,051.36		2,029.06		2,051.36		2,017.91		2,051.36	
Plata dobanzii, Tragere nr 12	Euro	10,228.42		15,454.74		15,286.76		15,454.74		15,202.76		15,454.74	
Plata dobanzii, Tragere nr 13	Euro	4,032.38		6,092.77		6,026.55		6,092.77		5,993.44		6,092.77	
Plata dobanzii, Tragere nr 14	Euro	2,010.71		3,038.10		3,005.07		3,038.10		2,988.56		3,038.10	
Plata dobanzii, Tragere nr 15	Euro	5,604.22		8,467.76		8,375.72		8,467.76		8,329.69		8,467.76	
Plata dobanzii, Tragere nr 16	Euro	3,052.78		4,612.63		4,562.50		4,612.63		4,537.43		4,612.63	
Plata dobanzii, Tragere nr 17	Euro	1,851.99		2,798.29		2,767.88		2,798.29		2,752.67		2,798.29	

[Handwritten signature]

**CONFORM
CU ORIGINALUL**

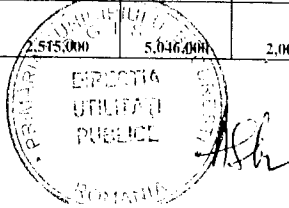

SECRETARIA
ENERGIEI
UTILITATI
PUBLICE
ROMANIA



Serviciul Datoriei și Fluxul de Numerar în
contul Escrow

Termene de Plata		28/05/2015	10/06/2015	28/11/2015	10/12/2015	28/05/2016	10/06/2016	28/11/2016	10/12/2016	28/05/2017	10/06/2017	28/11/2017	10/12/2017
Plata dobanzii, Tragere nr 18	Euro	4.778,23				7.141,25		7.219,72		7.102,01		7.219,72	
Plata dobanzii, Tragere nr 19	Euro	1.907,73				2.851,18		2.882,51		2.835,51		2.882,51	
Plata dobanzii, Tragere nr 20	Euro	1.682,52				2.514,60		2.542,23		2.500,78		2.542,23	
Plata dobanzii, Tragere nr 21	Euro	1.693,41				1.633,69		1.651,65		1.624,72		1.651,65	
Plata dobanzii, Tragere nr 22	Euro	3.163,60				1.742,05		1.761,19		1.732,48		1.761,19	
Plata dobanzii, Tragere nr 23	Euro	3.473,87				5.191,83		5.248,89		5.163,31		5.248,89	
Plata dobanzii, Tragere nr 24	Euro	982,51				1.423,56		1.439,21		1.415,73		1.439,21	
Plata dobanzii, Tragere nr 25	Euro												
Plata dobanzii, Tragere nr 26	Euro												
Plata dobanzii, Tragere nr 27	Euro												
Plata dobanzii, Tragere nr 28	Euro												
Plata dobanzii, Tragere nr 29	Euro												
Plata dobanzii, Tragere nr 30	Euro												
Sub-total interes due	Euro	84.867,25		127.777,78		126.488,89		127.777,78		125.694,44		127.777,78	
Less equivalent interest on repayments	Euro	48.939,42		79.911,17		84.943,32		91.842,36		96.213,27		103.132,04	
Dobândă aferentă plății	Euro	17.378,60		-11.180,71		34.673,51		53.690,42		29.481,18		24.646	
Total valoare scadentă (BERD)	Euro	514,252		508,054		501,547		520,563		446,148		441,312	
Suma scadenta (memo)	Euro	3.746,083		3.279,210	0	2.812,337	0	2.345,464	0	1.928,797	0	1.512,130	0
Serviciul datoriei către BEI													
Tragere, nr 1	Euro		3.574,016		3.574,016		3.574,016		3.574,016		3.574,016		3.574,016
Tragere, nr 2	Euro		3.600,000		3.600,000		3.600,000		3.600,000		3.600,000		3.600,000
Tragere, nr 3	Euro		3.000,000		3.000,000		3.000,000		3.000,000		3.000,000		3.000,000
Tragere, nr 4	Euro		4.000,000		4.000,000		4.000,000		4.000,000		4.000,000		4.000,000
Tragere, nr 5	Euro		5.000,000		5.000,000		5.000,000		5.000,000		5.000,000		5.000,000
Tragere, nr 6	Euro		3.000,000		3.000,000		3.000,000		3.000,000		3.000,000		3.000,000
Tragere, nr 7	Euro		2.825,984		2.825,984		2.825,984		2.825,984		2.825,984		2.825,984
Tragere, nr 8	Euro		0		0		0		0		0		0
Tragere, total	Euro		25.000,000		25.000,000		25.000,000		25.000,000		25.000,000		25.000,000
Sumă rambursată	Euro		657,895		657,895		657,895		657,895		657,895		657,895
Suma rambursată cumulată	Euro		4.605,263		5.263,158		5.921,053		6.578,947		7.236,842		7.894,737
Plata dobanzii, Tragere nr 1	Euro		83,492		83,951		83,721		83,721		83,492		83,951
Plata dobanzii, Tragere nr 2	Euro		76,901		77,323		77,112		77,112		76,901		77,323
Plata dobanzii, Tragere nr 3	Euro		65,535		65,895		65,715		65,715		65,535		65,895
Plata dobanzii, Tragere nr 4	Euro		82,613		83,067		82,840		82,840		82,613		83,067
Plata dobanzii, Tragere nr 5	Euro		97,806		98,344		98,075		98,075		97,806		98,344
Plata dobanzii, Tragere nr 6	Euro		50,860		51,130		51,000		51,000		50,860		51,130
Plata dobanzii, Tragere nr 7	Euro		48,079		48,343		48,211		48,211		48,079		48,343
Plata dobanzii, Tragere nr 8	Euro		0		0		0		0		0		0
Sub-total interes due	Euro		505,286		508,063		506,675		506,675		505,286		508,063
Less equivalent interest on repayments	Euro		91,719		105,811		119,903		133,995		148,087		162,210
Dobândă aferentă	Euro		413,568		402,252		386,772		372,680		357,200		345,853
Total valoare scadentă (BEI)	Euro		1.071,463		1.060,147		1.044,667		1.030,574		1.015,094		1.003,748
Valoare totală a Serviciului datoriei (euro)													
	Euro	514,252	1.071,463	508,054	1.060,147	501,547	1.044,667	520,563	1.030,574	446,148	1.015,094	441,312	1.003,748
Valoare totală a Serviciului datoriei (Ron)													
	RON	2.302,305	4.845,525	2.278,622	4.806,951	2.423,000	5.111,000	2.515,000	5.046,000	2.001,999	4.555,032	1.980,301	4.504,118


COPIU ORIGINALU



Serviciul Datoriei și Fluxul de Numerar în
contul Escrow

Termene de Plata		28/05/2015	10/06/2015	28/11/2015	10/12/2015	28/05/2016	10/06/2016	28/11/2016	10/12/2016	28/05/2017	10/06/2017	28/11/2017	10/12/2017
Recuperarea sumelor de către PMB													
Sumă rambursată	RON						0		0		0		0
Plată totală/cumulativă	RON						0		0		0		0
Plăți totale	RON	2.307.985	2.495.525	2.278.622	2.495.525	2.423.000	5.114.000	2.515.000	5.046.000	2.001.999	4.555.032	1.980.301	4.504.118
Comisioane bancare	RON			5.697		6.058	12.778	6.288	12.615	5.005	11.388	4.951	11.260
Încasări pe serviciile de apă uzată pe m3													
Cumulat anul trecut	m ³	165.598,165		167.081,527		161.805,577		163.989,274		161.939,264		164.122,960	
Anul trecut	m ³	52.095,028		2.283,361		51.721,782		2.183,696		51.696,812		2.183,696	
Cumulat anul curent	m ³	30.758,867	0	110.084,795	0	30.967,770	0	110.242,452	0	26.369,245	0	96.392,837	0
Anul curent	m ³	30.758,867	0	79.311,928	0	30.967,770	0	79.274,682	0	26.369,245	0	70.023,592	0
Încasări m ³	m ³	82.853,896	0	81.608,289	0	82.689,552	0	81.458,379	0	78.066,057	0	72.207,289	0
Rata 1	m ³	52.095,028		2.283,361		51.721,782		2.183,696		51.696,812		2.183,696	
Rata 2	m ³	30.758,867		81.608,289		30.967,770		81.458,379		26.369,245		72.207,289	
Tarif	RON	0.0500	de la Jan 2015			0.0500	de la Jan 2016			0.1000	de la Jan 2017		
(per m3)													
Încasări	RON	4.142,695	0	4.080,414	0	4.134,478	0	4.072,919	0	5.221,765	0	7.220,720	0
Plăți	RON	2.308,061	4.857,639	2.284,318	4.818,968	2.429,058	5.123,778	2.521,288	5.058,615	2.007,004	4.566,420	1.985,252	4.515,379
Sold	RON	21.372,742	16.515,104	18.414,189	13.296,752	15.090,435	9.966,657	11.589,914	6.531,299	9.800,339	5.233,919	10.509,652	5.994,274
Dobândă din Contul Escrow	RON	0	102,989	0	88,263	0	71,625	0	54,279	0	40,256	0	37,904
Sold revizuit	RON	21.372,742	16.618,092	18.414,189	13.296,752	15.090,435	10.038,282	11.589,914	6.585,578	9.800,339	5.274,175	10.509,652	6.032,178
Sold necesar	RON	7.141,957	7.103,287	7.248,026	7.552,835	7.645,065	7.579,903	7.065,619	6.573,424	6.551,672	6.500,630	6.475,263	6.397,945
Sold revizuit/Sold necesar	RON	2,99	2,34	2,54	2,76	1,97	1,32	1,64	1,00	1,50	0,81	1,62	0,94
Sold necesar - Sold revizuit	RON	14.230,785	9.514,806	11.166,163	5.743,917	7.445,370	2.458,380	4.524,295	12,154	3.248,667	-1.226,455	4.034,389	-365,767
Sold conform extrasului bancar	RON	Soldul Dec 2014			13,296,752,16	Soldul Dec 2015				Soldul Dec 2016		0	
Taxă de colectare (neindexată)	RON				118,000				118,000				146,042
Taxă de colectare (indexată)	RON				118,000				118,000				190,427

CONFORM
CU ORIGINALUL



2


2018	2019	2020	2021	2022	2023	2024	2025	2026	2027	2028	2029	2030
2,104,920	2,104,920	2,104,920	2,104,920	2,104,920	2,104,920	2,104,920	2,104,920	2,104,920	2,104,920	2,104,920	2,104,920	2,104,920
81.5%	81.5%	81.5%	81.5%	81.5%	81.5%	81.5%	81.5%	81.5%	81.5%	81.5%	81.5%	81.5%
148	148	148	148	148	148	148	148	148	148	148	148	148
100%	100%	100%	100%	100%	100%	100%	100%	100%	100%	100%	100%	100%
60	60	60	60	60	60	60	60	60	60	60	60	60
0	0	0	0	0	0	0	0	0	0	0	0	0
12,616,864	12,616,864	12,616,864	12,616,864	12,616,864	12,616,864	12,616,864	12,616,864	12,616,864	12,616,864	12,616,864	12,616,864	12,616,864

2026	2027	2028	2029	2030
12,616,864	12,616,864	12,616,864	12,616,864	12,616,864
12,616,864	12,616,864	12,616,864	12,616,864	12,616,864
12,616,864	12,616,864	12,616,864	12,616,864	12,616,864
12,616,864	12,616,864	12,616,864	12,616,864	12,616,864
12,616,864	12,616,864	12,616,864	12,616,864	12,616,864
12,616,864	12,616,864	12,616,864	12,616,864	12,616,864
12,616,864	12,616,864	12,616,864	12,616,864	12,616,864
12,616,864	12,616,864	12,616,864	12,616,864	12,616,864
12,616,864	12,616,864	12,616,864	12,616,864	12,616,864
12,616,864	12,616,864	12,616,864	12,616,864	12,616,864
12,616,864	12,616,864	12,616,864	12,616,864	12,616,864
12,616,864	12,616,864	12,616,864	12,616,864	12,616,864
12,616,864	12,616,864	12,616,864	12,616,864	12,616,864
12,616,864	12,616,864	12,616,864	12,616,864	12,616,864
12,616,864	12,616,864	12,616,864	12,616,864	12,616,864
12,616,864	12,616,864	12,616,864	12,616,864	12,616,864
12,616,864	12,616,864	12,616,864	12,616,864	12,616,864
12,616,864	12,616,864	12,616,864	12,616,864	12,616,864

151,402,362	151,402,362	151,402,362	151,402,362	151,402,362
50,467,454	50,467,454	50,467,454	50,467,454	50,467,454
126,168,635	126,168,635	126,168,635	126,168,635	126,168,635



CONFORM
CU ORIGINALUL



Handwritten signature and scribbles.



DATE FINANCIARE

A Trageri - BEI
 Valoare Max Tragere - 25milioane
 Valoare minima Tragere - 3milioane
 Nr. Max Trageri - 8

B Trageri - BERD
 Valoare Max Tragere - 10milioane
 Valoare Min Tragere - 0.5milioane

Rata dobânzii BEI

Rata dobânzii BERD

Dobanda calculata pe valoarea totala scadenta cu o zi inainte de plata
 Dobanda semi-aniuala calculata $180/360 \times$ dobanda anuala
 Perioada de gratie nescurta de dobanda


Dobanda necapitalizata
 Rata fixa a

Trageria	Rata fixa a dobânzii	Actual
1	4.685%	Actual
2	4.284%	Actual
3	4.381%	Actual
4	4.142%	Actual
5	3.923%	Actual
6	3.400%	Actual
7	3.412%	Actual
8		Actual


Date	Rata dobânzii	Actual
5/28/2007	0.000%	
11/28/2007	4.253%	Actual
5/28/2008	4.525%	Actual
11/28/2008	4.915%	Actual
5/28/2009	2.660%	Actual
11/28/2009	0.830%	Actual
5/28/2010	0.763%	Actual
11/28/2010	0.876%	Actual
5/28/2011	1.180%	Actual
11/28/2011	1.712%	Actual
5/28/2012	1.7%	Actual
11/28/2012	1.0%	Actual
5/28/2013	1.7%	Actual
11/28/2013	1.0%	Actual
5/28/2014	0.3%	Actual
11/28/2014	0.4%	Actual
5/28/2015	0.2%	Actual
11/28/2015	1.0%	Estimat
5/28/2016	1.0%	Estimat
11/28/2016	1.0%	Estimat
5/28/2017	1.0%	Estimat
11/28/2017	1.0%	Estimat
5/28/2018	1.0%	Estimat
11/28/2018	1.0%	Estimat
5/28/2019	1.0%	Estimat
11/28/2019	1.0%	Estimat
5/27/2020	1.0%	Estimat
11/27/2020	1.0%	Estimat

	Suma	Data
1	3,574,016.00	29-May-08
2	3,600,000.00	23-Apr-09
3	3,000,000.00	21-Aug-09
4	4,000,000.00	20-Oct-09
5	5,000,000.00	11-Mar-10
6	3,000,000.00	11-Jun-10
7	2,825,984.00	6-Dec-10
8		
Total Sold	25,000,000	0

	Suma	Data
1	3,790,756.50	21-Jun-07
2	424,167.00	15-Mar-08
3	265,717.78	22-Aug-08
4	214,565.57	17-Oct-08
5	11,358.99	27-Mar-09
6	105,006.25	31-Jul-09
7	10,858.67	16-Sep-09
8	25,680.90	5-Oct-09
9	25,795.95	4-Nov-09
10	18,706.10	18-Jan-10
11	160,541.29	22-Jan-10
12	1,209,501.68	15-Mar-10
13	476,825.77	6-May-10
14	237,764.15	1-Jun-10
15	662,693.94	9-Jul-10
16	360,988.78	19-Aug-10
17	218,996.76	16-Sep-10
18	565,021.62	16-Nov-10
19	225,587.72	22-Nov-10
20	198,957.08	10-Dec-10
21	129,259.26	31-Jan-11
22	137,832.38	18-Mar-11
23	410,782.41	18-Mar-11
24	112,633.45	30-Apr-11
25		
26		
27		
28		
29		
30		
Total Sold	10,000,000.00	



CONFORM CU ORIGINALUL



[Large handwritten signature]

B Procentul de recuperare

Arata proportia cumulata din suma facturata in a doua luna care a fost platita efectiv la sfarsitul fiecarei din lunile urmatoare

Luna	Procentul de recuperare	Comentarii
1	0%	Cost suportat de client
2	0%	Cost facturat neachitat inca de client
3	45%	Procent de clienti care au platit integral
4	81%	Procent cumulativ de clienti care au platit integral
5	83%	Procent cumulativ de clienti care au platit integral
6	85%	Procent cumulativ de clienti care au platit integral
7	90%	Procent cumulativ de clienti care au platit integral
8	95%	Procent cumulativ de clienti care au platit integral
9	95%	Procent cumulativ de clienti care au platit integral

Datorii neachitate de 5% din clienti

C Taxa colectata, inflatie, rata de schimb-conform act aditional la contractul de concesiune


118,000 RON+ 1%, if >= 12,336,000

D CPI index (publicat pe site-ul oficial al Institutului de statistica)

Inflatia cumulata (calculata)

An	Indicele de inflatie CPI	An	Indicele de inflatie CPI
2008	7.9%	2020	3.0%
2009	5.6%	2021	3.0%
2010	6.1%	2022	3.0%
2011	5.8%	2023	3.0%
2012	3.4%	2024	3.0%

An	Cumulat	An	Cumulat
2008	1.00	2020	1.34
2009	1.00	2021	1.38
2010	1.06	2022	1.43
2011	1.12	2023	1.47
2012	1.19	2024	1.51



2013	3.2%	2025	3.0%
2014	1.0%	2026	3.0%
2015	1.1%	2027	3.0%
2016	1.0%	2028	3.0%
2017	1.0%	2029	3.0%
2018	1.0%	2030	3.0%
2019	1.0%		

2013	1.23	2025	1.56
2014	1.26	2026	1.60
2015	1.28	2027	1.65
2016	1.29	2028	1.70
2017	1.30	2029	1.75
2018	1.32	2030	1.81
2019	1.33		

E Rata de schimb lei în euro (pentru convertirea plăților dobanzilor și a taxelor de angajare împrumut)

5/28/2007	0.3058	5/28/2013	0.2290	5/28/2019	0.2229	6/10/2029	0.2229
6/10/2007	0.3044	6/10/2013	0.2222	6/10/2019	0.2229	12/10/2029	0.2229
11/28/2007	0.2808	11/28/2013	0.2252	11/28/2019	0.2229	6/10/2030	0.2229
12/10/2007	0.2845	12/10/2013	0.2246	12/10/2019	0.2229		
5/28/2008	0.2724	5/28/2014	0.2275	5/27/2020	0.2229		
6/10/2008	0.2728	6/10/2014	0.2277	6/9/2020	0.2229		
11/28/2008	0.2646	11/28/2014	0.2262	11/27/2020	0.2229		
12/10/2008	0.2572	12/10/2014	0.2253	12/10/2020	0.2229		
5/28/2009	0.2386	5/28/2015	0.2234	6/10/2021	0.2229		
6/10/2009	0.2381	6/10/2015	0.2238	12/10/2021	0.2229		
11/28/2009	0.2336	11/28/2015	0.2234	6/10/2022	0.2229		
12/10/2009	0.2361	12/10/2015	0.2229	12/10/2022	0.2229		
5/28/2010	0.2403	5/28/2016	0.2229	6/10/2023	0.2229		
6/10/2010	0.2369	6/10/2016	0.2229	12/10/2023	0.2229		
11/28/2010	0.2318	11/28/2016	0.2229	6/10/2024	0.2229		
12/10/2010	0.2326	12/10/2016	0.2229	12/10/2024	0.2229		
5/28/2011	0.2420	5/28/2017	0.2229	6/10/2025	0.2229		
6/10/2011	0.2406	6/10/2017	0.2229	12/10/2025	0.2229		
11/28/2011	0.2293	11/28/2017	0.2229	6/10/2026	0.2229		
12/10/2011	0.2304	12/10/2017	0.2229	12/10/2026	0.2229		
5/28/2012	0.2240	5/28/2018	0.2229	6/10/2027	0.2229		
6/10/2012	0.2242	6/10/2018	0.2229	12/10/2027	0.2229		
11/28/2012	0.2218	11/28/2018	0.2229	6/10/2028	0.2229		
12/10/2012	0.2205	12/10/2018	0.2229	12/10/2028	0.2229		

CONFORM
CU ORIGINALUL



F (Escrow Account) dobanda acordata de banca
ROBID - bank defined reduction (fixed to end 2010)
(to be updated)

	2009	2010	2011	2012	2013	2014	2015	2016	2017	2018	2019	2020	2021	2022	2023	2024	2025	2026	2027	2028	2029	2030
Jan	14%	8%	6%	6%	6%	3%	1%	1%	1%	1%	1%	1%	1%	1%	1%	1%	1%	1%	1%	1%	1%	1%
Feb	14%	8%	6%	6%	6%	3%	1%	1%	1%	1%	1%	1%	1%	1%	1%	1%	1%	1%	1%	1%	1%	1%
Mar	14%	7%	6%	6%	6%	3%	1%	1%	1%	1%	1%	1%	1%	1%	1%	1%	1%	1%	1%	1%	1%	1%
Apr	13%	5%	6%	6%	6%	3%	1%	1%	1%	1%	1%	1%	1%	1%	1%	1%	1%	1%	1%	1%	1%	1%
May	10%	5%	6%	6%	6%	2%	1%	1%	1%	1%	1%	1%	1%	1%	1%	1%	1%	1%	1%	1%	1%	1%
June	10%	7%	6%	6%	6%	2%	1%	1%	1%	1%	1%	1%	1%	1%	1%	1%	1%	1%	1%	1%	1%	1%
July	6%	7%	6%	6%	6%	2%	1%	1%	1%	1%	1%	1%	1%	1%	1%	1%	1%	1%	1%	1%	1%	1%
Aug	9%	7%	6%	6%	6%	2%	1%	1%	1%	1%	1%	1%	1%	1%	1%	1%	1%	1%	1%	1%	1%	1%
Sept	9%	7%	6%	6%	6%	2%	1%	1%	1%	1%	1%	1%	1%	1%	1%	1%	1%	1%	1%	1%	1%	1%
Oct	8%	7%	6%	6%	6%	2%	1%	1%	1%	1%	1%	1%	1%	1%	1%	1%	1%	1%	1%	1%	1%	1%
Nov	8%	7%	6%	6%	6%	2%	1%	1%	1%	1%	1%	1%	1%	1%	1%	1%	1%	1%	1%	1%	1%	1%
Dec	8%	6%	6%	6%	6%	1%	1%	1%	1%	1%	1%	1%	1%	1%	1%	1%	1%	1%	1%	1%	1%	1%
Reducere	0.25	0.25	0.25	0.25	1	0.25	0.25	0.25	0.25	0.25	0.25	0.25	0.25	0.25	0.25	0.25	0.25	0.25	0.25	0.25	0.25	0.25
media jan-may	12.69%	6.14%	5.80%	5.80%	5.05%	2.52%	1.02%	1.02%	1.02%	1.02%	1.02%	1.02%	1.02%	1.02%	1.02%	1.02%	1.02%	1.02%	1.02%	1.02%	1.02%	1.02%
media iunie	9.58%	6.55%	5.80%	5.80%	5.05%	1.85%	1.02%	1.02%	1.02%	1.02%	1.02%	1.02%	1.02%	1.02%	1.02%	1.02%	1.02%	1.02%	1.02%	1.02%	1.02%	1.02%
media iulie-noiembrie	7.77%	6.43%	5.80%	5.80%	5.05%	1.54%	1.02%	1.02%	1.02%	1.02%	1.02%	1.02%	1.02%	1.02%	1.02%	1.02%	1.02%	1.02%	1.02%	1.02%	1.02%	1.02%
media dec	7.75%	6.05%	5.80%	5.80%	5.05%	1.02%	1.02%	1.02%	1.02%	1.02%	1.02%	1.02%	1.02%	1.02%	1.02%	1.02%	1.02%	1.02%	1.02%	1.02%	1.02%	1.02%

G Comisioane bancare
0.25% din plățile efectuate



Date intrare

	2007	2008	2009	2010	2011	2012	2013	2014	2015	2016	2017
Populatia Municipiului Bucuresti	1,919,477	1,916,885	1,914,298	1,911,000	2,104,920	2,120,141	2,107,828	2,109,699	2,107,465	2,104,920	2,104,920
Populatia conectata la reseaua de canalizare	86.7%	87.0%	98.0%	98.0%	81.5%	82.1%	81.8%	81.5%	81.5%	81.5%	81.5%
Consumul mediu anual de apa pe cap de locuitor (l/hd)	185	185	194	190	163	158	153	148	149	148	148
Procentul de apa care se intoarce in canalizare	100%	100%	100%	100%	95%	99%	97%	95%	95%	95%	100%
Volumul de apa industriala facturat (milioane m3)	75	70	65	60	17	15.8	14.73	15.28	16.84	16	60
Volumul de apa uzata din comunitatile invecinate (milioane m3 pe an)	0	0	0	0	3.99	4.1	2.524	5.8	6.18	0	0
Volumul lunar de apa uzata	15,486,234	15,089,015	16,335,055	15,674,846	14,417,000	9,510,657	8,880,005	8,525,782	8,697,054	8,569,354	12,616,864
		181,068,178	196,020,659	188,098,152	173,004,000	114,127,887	106,560,065	102,309,388	104,364,644	102,832,244	
		15,089,015				14,541,666.67	14,461,222.92	14,454,166.67	14,308,333.33	14,339,166.67	

Valori lunare

	2015	2016	2017	2018	2019	2020	2021	2022	2023	2024	2025
Jan	15,575,849	15,675,000	12,616,864	12,616,864	12,616,864	12,616,864	12,616,864	12,616,864	12,616,864	12,616,864	12,616,864
Feb	14,151,518	14,252,000	12,616,864	12,616,864	12,616,864	12,616,864	12,616,864	12,616,864	12,616,864	12,616,864	12,616,864
Mar	13,368,005	13,368,005	12,616,864	12,616,864	12,616,864	12,616,864	12,616,864	12,616,864	12,616,864	12,616,864	12,616,864
Apr	14,009,383	14,100,259	12,616,864	12,616,864	12,616,864	12,616,864	12,616,864	12,616,864	12,616,864	12,616,864	12,616,864
May	15,027,464	15,027,464	12,616,864	12,616,864	12,616,864	12,616,864	12,616,864	12,616,864	12,616,864	12,616,864	12,616,864
June	14,277,869	14,377,880	12,616,864	12,616,864	12,616,864	12,616,864	12,616,864	12,616,864	12,616,864	12,616,864	12,616,864
July	14,054,788	14,054,788	12,616,864	12,616,864	12,616,864	12,616,864	12,616,864	12,616,864	12,616,864	12,616,864	12,616,864
Aug	15,180,695	14,930,899	12,616,864	12,616,864	12,616,864	12,616,864	12,616,864	12,616,864	12,616,864	12,616,864	12,616,864
Sept	13,803,410	13,803,410	12,616,864	12,616,864	12,616,864	12,616,864	12,616,864	12,616,864	12,616,864	12,616,864	12,616,864
Oct	14,218,020	14,218,020	12,616,864	12,616,864	12,616,864	12,616,864	12,616,864	12,616,864	12,616,864	12,616,864	12,616,864
Nov	14,232,649	14,232,649	12,616,864	12,616,864	12,616,864	12,616,864	12,616,864	12,616,864	12,616,864	12,616,864	12,616,864
Dec	14,720,638	14,720,638	12,616,864	12,616,864	12,616,864	12,616,864	12,616,864	12,616,864	12,616,864	12,616,864	12,616,864
Total	172,620,288	172,761,011	151,402,362	151,402,362	151,402,362	151,402,362	151,402,362	151,402,362	151,402,362	151,402,362	151,402,362
	57,104,755	57,395,264	50,467,454	50,467,454	50,467,454	50,467,454	50,467,454	50,467,454	50,467,454	50,467,454	50,467,454
	143,667,002	143,807,725	126,168,635	126,168,635	126,168,635	126,168,635	126,168,635	126,168,635	126,168,635	126,168,635	126,168,635

CONFORM CU ORIGINALUL

