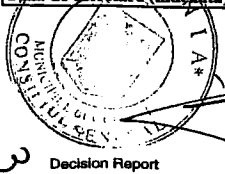



Serviciul Datoriei și Fluxul de Numerar in
contul Escrow

Anexa la H.C.G.M.B nr. 31/2018

Termene de Plata		28/05/2015	10/06/2015	28/11/2015	10/12/2015	28/05/2016	10/06/2016	28/11/2016	10/12/2016	28/05/2017	10/06/2017	28/11/2017	10/12/2017	28/05/2018	10/06/2018	28/11/2018	10/12/2018
Serviciul datoriei către BERD																	
Trageri, total	Euro	10,000,000		10,000,000		10,000,000		10,000,000		10,000,000		10,000,000		10,000,000		10,000,000	
Taxa angajare imprumut, total	Euro	0		0		0		0		0		0		0		0	
Sumă rambursată	Euro	466,873		466,873		466,873		466,873		416,667		416,667		416,667		416,667	
Dobândă aferentă plății	Euro	47,378.60		41,180.71		34,673.51		53,690.42		29,481.18		24,646		19,007		13,998	
Total valoare scadentă (BERD)	Euro	514,252		508,054		501,547		528,563		446,148		441,312		435,673		430,664	
Suma scadenta (memo)	Euro	3,746,083	0	3,279,210	0	2,812,337	0	2,345,464	0	1,928,797	0	1,512,130	0	1,095,464	0	678,797	0
Serviciul datoriei către BEI																	
Trageri, total	Euro		25,000,000		25,000,000		25,000,000		25,000,000		25,000,000		25,000,000		25,000,000		25,000,000
Sumă rambursată	Euro		657,895		657,895		657,895		657,895		657,895		657,895		657,895		657,895
Dobândă aferentă	Euro		413,568		402,252		386,772		372,680		357,200		345,853		328,666		317,031
Total valoare scadentă (BEI)	Euro		1,071,463		1,060,147		1,044,667		1,030,574		1,015,894		1,003,748		986,560		974,926
Valoare totală a Serviciului datoriei (euro)	Euro	514,252	1,071,463	508,054	1,060,147	501,547	1,044,667	528,563	1,030,574	446,148	1,015,894	441,312	1,003,748	435,673	986,560	430,664	974,926
Valoare totală a Serviciului datoriei (Ron)	RON	2,285,849	4,845,525	2,278,622	4,806,951	2,423,000	5,111,000	2,515,000	5,046,000	2,006,996	4,566,401	1,985,244	4,515,360	1,959,876	4,438,042	1,937,343	4,385,703
Recuperarea sumelor de către PMB																	
Sumă rambursată	RON		0		0		0		0		0		0		0		0
Plată totală/cumulativă	RON		0		0		0		0		0		0		0		0
Plăți totale	RON	2,285,849	4,845,525	2,278,622	4,806,951	2,423,000	5,111,000	2,515,000	5,046,000	2,006,996	4,566,401	1,985,244	4,515,360	1,959,876	4,438,042	1,937,343	4,385,703
Comisioane bancare	RON	5,715	12,114	5,697	12,017	6,058	12,778	6,288	12,615	5,017	11,416	4,963	11,288	4,900	11,095	4,843	10,964
Încasări pe serviciile de apă uzată pe m3																	
Încasări m ³	m ³	82,853,896	0	81,608,289	0	80,880,874	0	82,712,058	0	70,902,523	0	50,298,889	0	57,765,720	0	71,767,252	0
Rata l	m ³	52,095,028		2,283,361		51,721,782		2,183,696		52,822,869		2,288,325		31,228,493		1,297,583	
K	m ³	30,758,867		81,608,289		29,159,092		82,712,058		18,079,654		50,298,889		26,537,227		71,767,252	
Tarif	RON	0.1500	de la Jan 2015			0.0500	de la Jan 2016			0.5000	de la Jan 2017			0.0000	de la Jan 2018		
Încasări	RON	4,142,695	0	4,080,414	0	4,044,044	0	4,135,603	0	3,545,126	0	2,514,944	0	3,949,775	0	6,459,053	0
Plati	RON	2,291,564	4,857,639	2,284,318	4,818,968	2,429,058	5,123,778	2,521,288	5,058,615	2,012,014	4,577,817	1,990,207	4,526,649	1,964,776	4,449,137	1,942,187	4,396,667
Sold	RON	21,389,239	16,531,601	18,430,721	13,296,752	15,490,471	10,663,504	12,350,294	7,291,679	11,286,235	6,708,418	7,278,831	2,752,182	4,772,606	323,469	4,858,665	461,998
Dobândă din Contul Escrow	RON	0	103,024	0	88,347	0	72,425	0	57,968	0	45,876	0	35,425	0	18,330	0	11,287
Sold revizuit	RON	21,389,239	16,634,625	18,430,721	13,296,752	15,490,471	10,735,979	12,350,294	7,566,235	11,286,235	7,047,190	8,447,190	2,787,607	4,772,606	341,799	4,858,665	473,285
Sold necesar	RON	7,141,957	7,103,287	7,248,026	7,552,835	7,645,045	7,679,903	7,070,629	6,589,831	6,568,024	6,516,856	7,374,000	6,413,914	6,391,324	6,338,854	6,314,206	6,236,694
Sold conform extrasului bancar	RON	Soldul Dec 2014			13,296,752.16	Soldul Dec 2015			7,566,235.00	Soldul Dec 2016	7,047,190.00	0		Soldul Dec 2017			
Taxă pe colectare (neindexată)	RON				118,000				118,000				118,000				131,770
Taxă de colectare (indexată)	RON				118,000				118,000				118,000				173,536



Handwritten signature and initials.



COPILOR ORIGINALUL


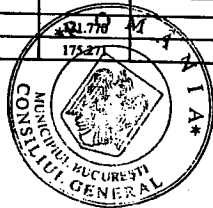
Handwritten initials and signature.



Serviciul Datoriei și Fluxul de Numerar in
contul Escrow

Termene de Plata		28.05.2019	18.06.2019	28.11.2019	18.12.2019	27.05.2020	09.06.2020	27.11.2020	18.12.2020	28.05.2021	18.06.2021	28.11.2021	18.12.2021	28.05.2022	18.06.2022	28.11.2022	18.12.2022	28.05.2023
Serviciul datoriei către BERD																		
Trageri, total	Euro	10.000.000		10.000.000		10.000.000		10.000.000		10.000.000		10.000.000		10.000.000		10.000.000		10.000.000
Taxa angajare imprumut, total	Euro	0		0		0		0		0		0		0		0		0
Sumă rambursată	Euro	416.667		416.667		416.667		416.667		0		0		0		0		0
Dobândă aferentă plății	Euro	8.532		3.349		-1.942		-7.299		0		0		0		0		0
Total valoare scadentă (BERD)	Euro	425.199		420.016		414.724		409.368		0		0		0		0		0
Suma scadenta (memo)	Euro	262.130	0	-154.536	0	-571.203	0	-987.870		0		0		0		0		0
Serviciul datoriei către BEI																		
Tragere, total	Euro		25.000.000		25.000.000		25.000.000		25.000.000		25.000.000		25.000.000		25.000.000		25.000.000	
Sumă rambursată	Euro		657.895		657.895		657.895		657.895		657.895		657.895		657.895		657.895	
bândă aferentă	Euro		299.843		288.208		270.061		261.974		244.192		233.343		216.942		206.093	
Total valoare scadentă (BEI)	Euro		957.738		946.103		927.956		919.869		902.087		891.238		874.837		863.988	
Valoare totală a Serviciului datoriei (euro)	Euro	425.199	957.738	420.016	946.103	414.724	927.956	409.368	919.869	0	902.087	0	891.238	0	874.837	0	863.988	0
Valoare totală a Serviciului datoriei (Ron)	RON	1.912.757	4.308.385	1.889.442	4.256.045	1.865.637	4.174.411	1.841.542	4.138.029	0	4.058.037	0	4.009.234	0	3.935.453	0	3.886.650	0
Recuperarea sumelor de către PMB																		
Sumă rambursată	RON		0		0		0		0		0		0		0		0	
Plată totală/cumulativă	RON		0		0		0		0		0		0		0		0	
Plăți totale	RON	1.912.757	4.308.385	1.889.442	4.256.045	1.865.637	4.174.411	1.841.542	4.138.029	0	4.058.037	0	4.009.234	0	3.935.453	0	3.886.650	0
Comisioane bancare	RON	4.782	10.771	4.724	10.640	4.664	10.436	4.604	10.345	0	10.145	0	10.023	0	9.839	0	9.717	0
Încasări pe serviciile de apă uzată pe m3																		
Încasări m ³	m ³	72.374.255	0	72.374.255	0	72.374.255	0	72.374.255	0	72.374.255	0	72.374.255	0	72.374.255	0	72.374.255	0	72.374.255
ata 1	m ³	45.837.028		1.904.586		45.837.028		1.904.586		45.837.028		1.904.586		45.837.028		1.904.586		45.837.028
Rata 2	m ³	26.537.227		72.374.255		26.537.227		72.374.255		26.537.227		72.374.255		26.537.227		72.374.255		26.537.227
Tarif	RON					0,0900												
	(per m3)		de la Jan 2019				de la Jan 2020				de la Jan 2021				from Jan 2022			0,0900
Încasări	RON	6.513.683	0	6.513.683	0	6.513.683	0	6.513.683	0	6.513.683	0	6.513.683	0	6.248.311	0	5.789.940	0	5.789.940
Plăți	RON	1.917.539	4.319.156	1.894.166	4.266.685	1.870.301	4.184.847	1.846.146	4.122.203	0	4.068.182	0	4.019.257	0	3.945.292	0	3.896.367	0
Sold	RON	5.069.429	750.273	5.381.937	1.115.252	5.772.302	1.587.455	6.270.577	2.422.203	6.513.683	4.585.751	11.124.137	7.104.880	13.390.472	9.445.180	15.284.712	11.388.345	17.238.865
Dobândă din Contul Escrow	RON	0	12.147	0	13.669	0	15.584	0	18.048	0	24.703	0	37.281	0	49.592	0	60.579	0
Sold revizuit	RON	5.069.429	762.420	5.381.937	1.128.920	5.772.302	1.603.039	6.270.577	2.440.250	6.513.683	4.610.454	11.124.137	7.142.161	13.390.472	9.494.772	15.284.712	11.448.925	17.238.865
Sold necesar	RON	6.213.322	6.160.852	6.136.987	6.055.148	6.030.993	5.994.520	4.148.370	4.068.182	4.068.182	4.019.257	4.019.257	3.945.292	3.945.292	3.896.367	3.896.367	3.822.401	3.822.401
Sold conform extrasului bancar	RON	Soldul Dec 2018																
						Soldul Dec 2019				Soldul Dec 2020				Soldul Dec 2021				Soldul Dec 2022
Taxă de colectare (neindexată)	RON																	
Taxă de colectare (indexată)	RON												131.770					118.000
													182.334					118.000


Decision Report



Serviciul Datoriei și Flux de Numerar in
contul Escrow

Termene de Plata		10.12.2027	22.05.2028	10.06.2028	28.11.2028	10.12.2028	28.05.2029	10.06.2029	28.11.2029	10.12.2029	22.05.2030	10.06.2030	28.11.2030	10.12.2030
Serviciul datoriei către BERD														
Trageri, total	Euro		10.000.000		10.000.000		10.000.000		10.000.000		10.000.000		10.000.000	
Taxa angajare imprumut, total	Euro		0		0		0		0		0		0	
Sumă rambursată	Euro													
Dobândă aferentă plății	Euro		0		0		0		0		0		0	
Total valoare scadentă (BERD)	Euro													
Suma scadenta (memo)	Euro													
Serviciul datoriei către BEI														
Tragere, total	Euro	25.000.000		25.000.000		25.000.000		25.000.000		25.000.000		25.000.000		25.000.000
Sumă rambursată	Euro	657.895		657.895		657.895		657.895		657.895		657.895		657.895
Dobândă aferentă	Euro	76.655		62.362		49.458		43.518		35.110		21.150		12.742
Total valoare scadentă (BEI)	Euro	734.550		720.257		707.352		701.413		693.005		679.045		670.637
Valoare totală a Serviciului datoriei (euro)	Euro	734.550		720.257		707.352		701.413		693.005		679.045		670.637
Valoare totală a Serviciului datoriei (Ron)	RON	3.304.372		3.240.076		3.182.025		3.155.306		3.117.483		3.054.682		3.016.859
Recuperarea sumelor de către PMB														
Sumă rambursată	RON	0		0		0		0		0		0		0
Plată totală/cumulativă	RON	0		0		0		0		0		0		0
Plăți totale	RON	3.304.372		3.240.076		3.182.025		3.155.306		3.117.483		3.054.682		3.016.859
Comisioane bancare	RON	8.261		8.100		7.955		7.888		7.794		7.637		7.542
Încasări pe serviciile de apă uzată pe m ³														
Încasări m ³	m ³	0	72.374.255	0	72.374.255	0	72.374.255	0	72.374.255	0	72.374.255	0	72.374.255	0
Rata 1	m ³		45.837.028		1.904.586		45.837.028		1.904.586		45.837.028		1.904.586	
Rata 2	m ³		26.537.227		72.374.255		26.537.227		72.374.255		26.537.227		72.374.255	
Tarif	RON													
	(per m ³)		2.894.970	from Jan 2028			2.894.970	from Jan 2029			2.894.970	from Jan 2030		
Încasări	RON	0	2.894.970	0	2.894.970	0	2.894.970	0	2.894.970	0	2.894.970	0	2.894.970	0
Plati	RON	3.312.633	0	3.248.176	0	3.189.980	0	3.163.195	0	3.125.277	0	3.062.319	0	3.024.401
Sold	RON	30.847.427	33.907.522	30.659.345	33.718.140	30.528.160	33.585.993	30.422.799	33.479.960	30.354.683	33.411.306	30.348.988	33.405.262	30.380.861
Dobândă din Contul Escrow	RON	165.124	0	163.825	0	162.863	0	162.192	0	161.653	0	161.304	0	161.274
Sold revizuit	RON	31.012.551	33.907.522	30.823.170	33.718.140	30.691.023	33.585.993	30.584.990	33.479.960	30.516.336	33.411.306	30.510.292	33.405.262	30.542.135
Sold necesar	RON	3.248.176	3.248.176	3.189.980	3.189.980	3.163.195	3.163.195	3.125.277	3.125.277	3.062.319	3.062.319	3.024.401	3.024.401	0
Sold conform extrasului bancar														
	RON		Soldul Dec 2027				Soldul Dec 2028				Soldul Dec 2029			
Taxă de colectare (neindexată)	RON	118.000				118.000				118.000				118.000
Taxă de colectare (indexată)	RON	118.000				118.000				118.000				118.000

COMUNICATIE DE INCASARE



Handwritten signatures and initials.

Handwritten initials and signatures.

DATE FINANCIARE

A Trageri - BEI
 Valoare Max Trageri - 25 milioane
 Valoare minima Trageri - 3 milioane
 Nr. Max Trageri - 8

B Trageri - BERD
 Valoare Max Trageri - 10 milioane
 Valoare Min Trageri - 0.5 milioane

Rata dobânzii BEI

Rata dobânzii BERD

Dobânda calculata pe valoarea totala scadenta cu o zi inainte de plata
 Dobânda semi-annuala calculata 180/360 x dobânda annuala
 Perioada de gratie nescutita de dobânda

	Suma	Data
1	3.574.016,00	29-May-08
2	3.600.000,00	23-Apr-09
3	3.000.000,00	21-Aug-09
4	4.000.000,00	20-Oct-09
5	5.000.000,00	11-Mar-10
6	3.000.000,00	11-Jun-10
7	2.825.984,00	6-Dec-10
8		
Total Sold	25.000.000	0

	Suma	Data
1	3.790.756,50	21-Jun-07
2	424.167,00	15-Mar-08
3	265.717,78	22-Aug-08
4	214.565,57	17-Oct-08
5	11.358,99	27-Mar-09
6	105.006,25	31-Jul-09
7	10.858,67	16-Sep-09
8	25.680,90	5-Oct-09
9	25.795,95	4-Nov-09
10	18.706,10	18-Jan-10
11	160.541,29	22-Jan-10
12	1.209.501,68	15-Mar-10
13	476.825,77	6-May-10
14	237.764,15	1-Jun-10
15	662.693,94	9-Jul-10
16	360.988,78	19-Aug-10
17	218.996,76	16-Sep-10
18	565.021,62	16-Nov-10
19	225.587,72	22-Nov-10
20	198.957,08	10-Dec-10
21	129.259,26	31-Jan-11
22	137.832,38	18-Mar-11
23	410.782,41	18-Mar-11
24	112.633,45	20-Apr-11
25		
26		
27		
28		
29		
30		
Total Sold	10.000.000,00	

Trageria	Rata fixa a dobânzii	Actual
1	4,685%	Actual
2	4,284%	Actual
3	4,381%	Actual
4	4,142%	Actual
5	3,923%	Actual
6	3,400%	Actual
7	3,412%	Actual
8		Actual

Date	Rata dobânzii	Actual
28.05.2007	0,000%	Actual
28.11.2007	4,253%	Actual
28.05.2008	4,525%	Actual
28.11.2008	4,915%	Actual
28.05.2009	2,660%	Actual
28.11.2009	0,830%	Actual
28.05.2010	0,763%	Actual
28.11.2010	0,876%	Actual
28.05.2011	1,180%	Actual
28.11.2011	1,712%	Actual
28.05.2012	1,7%	Actual
28.11.2012	1,0%	Actual
28.05.2013	1,7%	Actual
28.11.2013	1,0%	Actual
28.05.2014	0,3%	Actual
28.11.2014	0,4%	Actual
28.05.2015	0,2%	Actual
28.11.2015	0,1%	Actual
28.05.2016	0,0%	Actual
28.11.2016	-0,1%	Actual
28.05.2017	1,0%	Estimat
28.11.2017	1,0%	Estimat
28.05.2018	1,0%	Estimat
28.11.2018	1,0%	Estimat
28.05.2019	1,0%	Estimat
28.11.2019	1,0%	Estimat
27.05.2020	1,0%	Estimat
27.11.2020	1,0%	Estimat

B Procentul de recuperare

Arata proportia cumulata din suma facturata in a doua luna care a fost platita efectiv la sfarsitul fiecareia din lunile urmatoare.

Luna	Procentul de recuperare	Comentarii
1	0%	Cost suportat de client
2	0%	Cost facturat neachitat inca de client
3	45%	Procent de clienti care au platit integral
4	81%	Procent cumulativ de clienti care au platit integral
5	83%	Procent cumulativ de clienti care au platit integral
6	85%	Procent cumulativ de clienti care au platit integral
7	90%	Procent cumulativ de clienti care au platit integral
8	95%	Procent cumulativ de clienti care au platit integral
9	95%	Procent cumulativ de clienti care au platit integral

Datorii neachitate de 5% din clienti


C Taxa colectata, inflatie, rata de schimb-conform act aditional la contractul de concesiune

118.000 RON+ []%, if >= 12.336.000

D CPI Index (publicat pe site-ul oficial al Institutului de statistica)

An	Indicele de inflatie CPI	An	Indicele de inflatie CPI	Cumulat	An	Cumulat	
2008	7,9%	2020	3,0%	2008	1,00	2020	1,34
2009	5,8%	2021	3,0%	2009	1,00	2021	1,38
2010	6,1%	2022	3,0%	2010	1,08	2022	1,43
2011	5,8%	2023	3,0%	2011	1,12	2023	1,47
2012	3,4%	2024	3,0%	2012	1,19	2024	1,51
2013	3,2%	2025	3,0%	2013	1,23	2025	1,56
2014	1,0%	2026	3,0%	2014	1,26	2026	1,60
2015	1,1%	2027	3,0%	2015	1,28	2027	1,65

CONFORM CU ORIGINALUL



Am înțeles

2016	1,0%	2028	3,0%
2017	1,0%	2029	3,0%
2018	1,0%	2030	3,0%
2019	1,0%		

2016	1,29	2028	1,70
2017	1,30	2029	1,75
2018	1,32	2030	1,81
2019	1,33		

E Rata de schimb lei în euro (pentru convertirea plătilor dobanzilor și a taxelor de angajare împrumut)

28.05.2007	0,3058	28.05.2013	0,2290	28.05.2019	0,2223	10.06.2029	0,2223
10.06.2007	0,3044	10.06.2013	0,2222	10.06.2019	0,2223	10.12.2029	0,2223
28.11.2007	0,2808	28.11.2013	0,2252	28.11.2019	0,2223	10.06.2030	0,2223
10.12.2007	0,2845	10.12.2013	0,2246	10.12.2019	0,2223	10.12.2030	0,2223
28.05.2008	0,2724	28.05.2014	0,2275	27.05.2020	0,2223		
10.06.2008	0,2728	10.06.2014	0,2277	09.06.2020	0,2223		
28.11.2008	0,2646	28.11.2014	0,2262	27.11.2020	0,2223		
10.12.2008	0,2572	10.12.2014	0,2253	10.12.2020	0,2223		
28.05.2009	0,2388	28.05.2015	0,2250	10.06.2021	0,2223		
10.06.2009	0,2381	10.06.2015	0,2238	10.12.2021	0,2223		
28.11.2009	0,2336	28.11.2015	0,2249	10.06.2022	0,2223		
10.12.2009	0,2361	10.12.2015	0,2221	10.12.2022	0,2223		
28.05.2010	0,2403	28.05.2016	0,2219	10.06.2023	0,2223		
10.06.2010	0,2369	10.06.2016	0,2216	10.12.2023	0,2223		
28.11.2010	0,2318	28.11.2016	0,2215	10.06.2024	0,2223		
10.12.2010	0,2328	10.12.2016	0,2223	10.12.2024	0,2223		
28.05.2011	0,2420	28.05.2017	0,2223	10.06.2025	0,2223		
10.06.2011	0,2406	10.06.2017	0,2223	10.12.2025	0,2223		
28.11.2011	0,2293	28.11.2017	0,2223	10.06.2026	0,2223		
10.12.2011	0,2304	10.12.2017	0,2223	10.12.2026	0,2223		
28.05.2012	0,2240	28.05.2018	0,2223	10.06.2027	0,2223		
10.06.2012	0,2242	10.06.2018	0,2223	10.12.2027	0,2223		
28.11.2012	0,2218	28.11.2018	0,2223	10.06.2028	0,2223		
10.12.2012	0,2205	10.12.2018	0,2223	10.12.2028	0,2223		

CONFORM CU ORIGINALUL



F (Escrow Account) dobanda acordata de banca RO BID - bank defined reduction (fixed to end 2010) (to be updated)

	2009	2010	2011	2012	2013	2014	2015	2016	2017	2018	2019	2020	2021	2022	2023	2024	2025	2026	2027	2028	2029	2030
Jan	14%	8%	6%	6%	6%	3%	1%	1%	1%	1%	1%	1%	1%	1%	1%	1%	1%	1%	1%	1%	1%	1%
Feb	14%	8%	6%	6%	6%	3%	1%	1%	1%	1%	1%	1%	1%	1%	1%	1%	1%	1%	1%	1%	1%	1%
Mar	14%	7%	6%	6%	6%	3%	1%	1%	1%	1%	1%	1%	1%	1%	1%	1%	1%	1%	1%	1%	1%	1%
Apr	13%	5%	6%	6%	6%	3%	1%	1%	1%	1%	1%	1%	1%	1%	1%	1%	1%	1%	1%	1%	1%	1%
May	10%	5%	6%	6%	6%	2%	1%	1%	1%	1%	1%	1%	1%	1%	1%	1%	1%	1%	1%	1%	1%	1%
June	10%	7%	6%	6%	6%	2%	1%	1%	1%	1%	1%	1%	1%	1%	1%	1%	1%	1%	1%	1%	1%	1%
July	6%	7%	6%	6%	6%	2%	1%	1%	1%	1%	1%	1%	1%	1%	1%	1%	1%	1%	1%	1%	1%	1%
Aug	9%	7%	6%	6%	6%	2%	1%	1%	1%	1%	1%	1%	1%	1%	1%	1%	1%	1%	1%	1%	1%	1%
Sept	9%	7%	6%	6%	6%	2%	1%	1%	1%	1%	1%	1%	1%	1%	1%	1%	1%	1%	1%	1%	1%	1%
Oct	8%	7%	6%	6%	6%	2%	1%	1%	1%	1%	1%	1%	1%	1%	1%	1%	1%	1%	1%	1%	1%	1%
Nov	8%	7%	6%	6%	6%	2%	1%	1%	1%	1%	1%	1%	1%	1%	1%	1%	1%	1%	1%	1%	1%	1%
Dec	8%	6%	6%	6%	6%	3%	1%	1%	1%	1%	1%	1%	1%	1%	1%	1%	1%	1%	1%	1%	1%	1%
Reducere	0,25	0,25	0,25	0,25	1	0,25	0,25	0,25	0,25	0,25	0,25	0,25	0,25	0,25	0,25	0,25	0,25	0,25	0,25	0,25	0,25	0,25
media jan-may	12,69%	6,14%	5,80%	5,80%	5,05%	2,52%	1,02%	1,02%	1,02%	1,02%	1,02%	1,02%	1,02%	1,02%	1,02%	1,02%	1,02%	1,02%	1,02%	1,02%	1,02%	1,02%
media iunie	9,58%	6,55%	5,80%	5,80%	5,05%	1,85%	1,02%	1,02%	1,02%	1,02%	1,02%	1,02%	1,02%	1,02%	1,02%	1,02%	1,02%	1,02%	1,02%	1,02%	1,02%	1,02%
media iulie-noiembrie	7,77%	6,43%	5,80%	5,80%	5,05%	1,54%	1,02%	1,02%	1,02%	1,02%	1,02%	1,02%	1,02%	1,02%	1,02%	1,02%	1,02%	1,02%	1,02%	1,02%	1,02%	1,02%
dec	7,75%	6,05%	5,80%	5,80%	5,05%	1,02%	1,02%	1,02%	1,02%	1,02%	1,02%	1,02%	1,02%	1,02%	1,02%	1,02%	1,02%	1,02%	1,02%	1,02%	1,02%	1,02%

G Comisioane bancare 0,25% din plățile efectuate



2018	2019	2020	2021	2022	2023	2024	2025	2026	2027	2028	2029	2030
2.104.920	2.104.920	2.104.920	2.104.920	2.104.920	2.104.920	2.104.920	2.104.920	2.104.920	2.104.920	2.104.920	2.104.920	2.104.920
82,4%	82,4%	82,4%	82,4%	82,4%	82,4%	82,4%	82,4%	82,4%	82,4%	82,4%	82,4%	82,4%
148	148	148	148	148	148	148	148	148	148	148	148	148
100%	100%	100%	100%	100%	100%	100%	100%	100%	100%	100%	100%	100%
60	60	60	60	60	60	60	60	60	60	60	60	60
0	0	0	0	0	0	0	0	0	0	0	0	0
12.697.238	12.697.238	12.697.238	12.697.238	12.697.238	12.697.238	12.697.238	12.697.238	12.697.238	12.697.238	12.697.238	12.697.238	12.697.238


2026	2027	2028	2029	2030
12.697.238	12.697.238	12.697.238	12.697.238	12.697.238
12.697.238	12.697.238	12.697.238	12.697.238	12.697.238
12.697.238	12.697.238	12.697.238	12.697.238	12.697.238
12.697.238	12.697.238	12.697.238	12.697.238	12.697.238
12.697.238	12.697.238	12.697.238	12.697.238	12.697.238
12.697.238	12.697.238	12.697.238	12.697.238	12.697.238
12.697.238	12.697.238	12.697.238	12.697.238	12.697.238
12.697.238	12.697.238	12.697.238	12.697.238	12.697.238
12.697.238	12.697.238	12.697.238	12.697.238	12.697.238
12.697.238	12.697.238	12.697.238	12.697.238	12.697.238
12.697.238	12.697.238	12.697.238	12.697.238	12.697.238
12.697.238	12.697.238	12.697.238	12.697.238	12.697.238
12.697.238	12.697.238	12.697.238	12.697.238	12.697.238
12.697.238	12.697.238	12.697.238	12.697.238	12.697.238

152.366.853	152.366.853	152.366.853	152.366.853	152.366.853
50.788.951	50.788.951	50.788.951	50.788.951	50.788.951
126.972.378	126.972.378	126.972.378	126.972.378	126.972.378

Decision Report



CONFORM CU ORIGINALUL



Date intrare

	2007	2008	2009	2010	2011	2012	2013	2014	2015	2016	2017
Populatia Municipiului Bucuresti	1.919.477	1.916.885	1.914.298	1.911.000	2.104.920	2.120.141	2.107.828	2.109.699	2.107.465	2.104.920	2.106.474
Populatia conectata la retelea de canalizare	86,7%	87,0%	98,0%	98,0%	81,5%	82,1%	81,8%	81,5%	81,5%	81,5%	82,4%
Consumul mediu anual de apa pe cap de locuitor (l/hd)	185	185	194	190	163	158	153	148	149	148	149
Procentul de apa care se intoarce in canalizare	100%	100%	100%	100%	95%	99%	97%	95%	95%	95%	95%
Volumul de apa industriala facturat (milioane m3)	75	70	65	60	17	15,8	14,73	15,28	16,84	16	15,4
Volumul de apa uzata din comunitatile invecinate (milioane m3 pe an)	0	0	0	0	3,99	4,1	2,524	5,8	6,18	6,3	6,3
Volumul lunar de apa uzata	15.486.234	15.089.015	16.335.055	15.674.846	14.417.000	9.510.657	8.880.005	8.525.782	8.697.054	8.569.354	8.650.552
		181.068.178	196.020.659	188.098.152	173.004.000	114.127.887	106.560.065	102.309.388	104.364.644	102.832.244	103.806.626
		15.089.015				14.541.666,67	14.461.222,92	14.454.166,67	14.308.333,33	14.339.166,67	14.000.000,00



MUNICIPIUL BUCURESTI

Valori lunare

	2015	2016	2017	2018	2019	2020	2021	2022	2023	2024	2025
Jan	15.575.849	12.834.379	8.650.552	12.697.238	12.697.238	12.697.238	12.697.238	12.697.238	12.697.238	12.697.238	12.697.238
Feb	14.151.518	14.687.744	8.650.552	12.697.238	12.697.238	12.697.238	12.697.238	12.697.238	12.697.238	12.697.238	12.697.238
Mar	13.368.005	16.857.117	8.650.552	12.697.238	12.697.238	12.697.238	12.697.238	12.697.238	12.697.238	12.697.238	12.697.238
Apr	14.009.383	13.809.065	8.650.552	12.697.238	12.697.238	12.697.238	12.697.238	12.697.238	12.697.238	12.697.238	12.697.238
May	15.027.464	13.741.930	8.650.552	12.697.238	12.697.238	12.697.238	12.697.238	12.697.238	12.697.238	12.697.238	12.697.238
June	14.277.869	14.539.941	8.650.552	12.697.238	12.697.238	12.697.238	12.697.238	12.697.238	12.697.238	12.697.238	12.697.238
July	14.054.788	13.927.853	8.650.552	12.697.238	12.697.238	12.697.238	12.697.238	12.697.238	12.697.238	12.697.238	12.697.238
Aug	15.180.695	14.765.264	8.650.552	12.697.238	12.697.238	12.697.238	12.697.238	12.697.238	12.697.238	12.697.238	12.697.238
Sept	13.803.410	13.693.102	8.650.552	12.697.238	12.697.238	12.697.238	12.697.238	12.697.238	12.697.238	12.697.238	12.697.238
Oct	14.218.020	13.731.160	8.650.552	12.697.238	12.697.238	12.697.238	12.697.238	12.697.238	12.697.238	12.697.238	12.697.238
Nov	14.232.649	16.002.921	8.650.552	12.697.238	12.697.238	12.697.238	12.697.238	12.697.238	12.697.238	12.697.238	12.697.238
Dec	14.720.638	14.881.785	8.650.552	12.697.238	12.697.238	12.697.238	12.697.238	12.697.238	12.697.238	12.697.238	12.697.238
Total	172.620.288	173.472.260	103.806.626	152.366.853	152.366.853	152.366.853	152.366.853	152.366.853	152.366.853	152.366.853	152.366.853
	57.104.755	58.188.305	34.602.209	50.788.951	50.788.951	50.788.951	50.788.951	50.788.951	50.788.951	50.788.951	50.788.951
	143.667.002	142.587.554	86.505.522	126.972.378	126.972.378	126.972.378	126.972.378	126.972.378	126.972.378	126.972.378	126.972.378



Decision Report

Dr. Hylion R



564