


Serviciul Datoriei și Fluxul de Numerar in

contul Escrow

Termene de Plata		10/12/2019	27/05/2020	09/06/2020	27/11/2020	10/12/2020	28/05/2021	10/06/2021	28/11/2021	10/12/2021	28/05/2022	10/06/2022	28/11/2022	10/12/2022	28/05/2023	10/06/2023	28/11/2023
Serviciul datoriei către BERD																	
Trageri, total	Euro		10,000,000		10,000,000		10,000,000		10,000,000		10,000,000		10,000,000		10,000,000		10,000,000
Taxa angajare imprumut, total	Euro		0		0		0		0		0		0		0		0
Sumă rambursată	Euro		466,873		466,873												
Dobândă aferentă plății	Euro		11,485		5,710		0		0		0		0		0		0
Total valoare scadentă (BERD)	Euro		478,358		472,583		0		0		0		0		0		
Suma scadenta (memo)	Euro		0		0												
Serviciul datoriei către BEI																	
Tragere, total	Euro	25,000,000		25,000,000		25,000,000		25,000,000		25,000,000		25,000,000		25,000,000		25,000,000	
Sumă rambursată	Euro	657,895		657,895		657,895		657,895		657,895		657,895		657,895		657,895	
Dobândă aferentă	Euro	288,208		270,061		261,974		244,192		233,343		216,942		206,093		189,692	
Total valoare scadentă (BEI)	Euro	946,103		927,956		937,899		902,087		891,238		874,837		863,988		847,587	
Valoare totală a Serviciului datoriei (euro)	Euro	946,103	478,358	927,956	472,583	937,899	0	902,087	0	891,238	0	874,837	0	863,988	0	847,587	0
Valoare totală a Serviciului datoriei (Ron)	RON	4,521,144	2,316,785	4,489,174	2,286,215	4,537,275	0	4,364,025	0	4,311,542	0	4,232,198	0	4,179,715	0	4,100,370	0
Recuperarea sumelor de către PMB																	
Sumă rambursată	RON	0		0		0		0		0		0		0		0	
Plată totală/cumulativă	RON	0		0		0		0		0		0		0		0	
ANB costuri de operare (în perioada probe)	RON	0	0	0	0	0	0	0	0	0	0	0	0	0	0	0	0
ANB costuri de operare (în perioada probe)	RON	0	0	0	0	0	0	0	0	0	0	0	0	0	0	0	0
Plăți totale	RON	4,521,143.51	2,316,785.12	4,489,173.62	2,286,215.30	4,537,274.52	0.00	4,364,025.05	0.00	4,311,542.29	0.00	4,232,197.72	0.00	4,179,715	0	4,100,370	0
Comisioane bancare	RON	45	23	45	23	45	0	44	0	43	0	42	0	42	0	41	0
Încasări pe serviciile de apă uzată pe m3																	
Cumulat anul trecut	m ³		163,084,400		165,403,419		158,332,726		160,436,082		157,751,708		159,855,064		101,229,200		102,578,923
Anul trecut	m ³		54,845,079		2,319,020		50,793,195		2,103,356		50,620,770		2,103,356		32,483,326		1,349,723
Cumulat anul curent	m ³	0	29,552,813	0	107,539,531	0	29,306,762	0	107,130,937	0	18,806,136	0	68,745,875	0	18,530,953	0	67,739,941
Anul curent	m ³	0	29,552,813	0	77,986,718	0	29,306,762	0	77,824,176	0	18,806,136	0	49,939,739	0	18,530,953	0	49,208,989
Încasări m ³	m ³	0	84,397,892	0	80,305,738	0	80,099,956	0	79,927,532	0	69,426,906	0	52,043,095	0	51,014,278	0	50,558,712
Rata 1	m ³		54,845,079		2,319,020		50,793,195		2,103,356		50,620,770		2,103,356		32,483,326		1,349,723
Rata 2	m ³		29,552,813		80,305,738		29,306,762		79,927,532		18,806,136		52,043,095		18,530,953		50,558,712
Tarif	RON		0.0900	de la Jan 2020			0.0900	de la Jan 2021			0.0800	from Jan 2022			0.0800	from Jan 2023	
(per m3)																	
Încasări	RON	0	7,595,810	0	7,227,516	0	7,208,996	0	7,193,478	0	6,060,360	0	4,163,448	0	4,081,142	0	4,044,697
Plati	RON	4,521,189	2,316,808	4,489,219	2,286,238	4,537,320	0	4,364,069	0	4,311,585	0	4,232,240	0	4,179,757	0	4,100,411	0
Sold	RON	3,615,955	9,643,468	5,154,250	10,163,542	5,626,222	8,471,150	4,107,081	11,300,559	6,988,974	13,049,334	8,817,094	12,980,541	8,800,785	12,881,927	8,781,515	12,826,212
Sold revizuit	RON	3,615,955	9,643,468	5,154,250	10,163,542	5,626,222	8,471,150	4,107,081	11,300,559	6,988,974	13,049,334	8,817,094	12,980,541	8,800,785	12,881,927	8,781,515	12,826,212
Sold necesar	RON	6,806,027	6,775,457	6,823,558	4,537,320	4,364,069	4,364,069	4,311,585	4,311,585	4,232,240	4,232,240	4,179,757	4,179,757	4,100,411	4,100,411	4,047,928	4,047,928
	RON	4,364,466.34	Soldul Dec 2019			1,262,153.77	Soldul Dec 2020				Soldul Dec 2021				Soldul Dec 2022		

Estimat


[Handwritten signature]



Serviciul Datoriei și Fluxul de Numerar in

contul Escrow

Termene de Plata		10/12/2023	28/05/2024	10/06/2024	28/11/2024	10/12/2024	28/05/2025	10/06/2025	28/11/2025	10/12/2025	28/05/2026	10/06/2026	28/11/2026	10/12/2026	28/05/2027	10/06/2027	28/11/2027	10/12/2027	28/05/2028
Serviciul datoriei către BERD																			
Trageri, total	Euro		10,000,000		10,000,000		10,000,000		10,000,000		10,000,000		10,000,000		10,000,000		10,000,000		10,000,000
Taxa angajare imprumut, total	Euro		0		0		0		0		0		0		0		0		0
Sumă rambursată	Euro																		
Dobândă aferentă plății	Euro		0		0		0		0		0		0		0		0		0
Total valoare scadentă (BERD)	Euro																		
Suma scadenta (memo)	Euro																		
Serviciul datoriei către BEI																			
Tragere, total	Euro	25,000,000		25,000,000		25,000,000		25,000,000		25,000,000		25,000,000		25,000,000		25,000,000		25,000,000	
Sumă rambursată	Euro	657,895		657,895		657,895		657,895		657,895		657,895		657,895		657,895		657,895	
Dobândă aferentă	Euro	178,843		163,830		150,205		135,192		124,343		107,942		97,093		86,783		76,655	
Total valoare scadentă (BEI)	Euro	836,738		821,725		808,100		793,087		782,238		765,837		754,988		744,678		734,550	
Valoare totală a Serviciului datoriei (euro)	Euro	836,738	0	821,725	0	808,100	0	793,087	0	782,238	0	765,837	0	754,988	0	744,678	0	734,550	0
Valoare totală a Serviciului datoriei (RON)	RON	4,047,888	0	3,975,259	0	3,909,345	0	3,836,716	0	3,784,233	0	3,704,888	0	3,652,406	0	3,602,529	0	3,553,531	0
Recuperarea sumelor de către PMB																			
Sumă rambursată	RON	0		0		0		0		0		0		0		0		0	
Plată totală/cumulativă	RON	0		0		0		0		0		0		0		0		0	
ANB costuri de operare (în perioada probe)																			
ANB costuri de operare (în perioada probe)	RON	0	0	0	0	0	0	0	0	0	0	0	0	0	0	0	0	0	0
Plăți totale	RON	4,047,888	0	3,975,259	0	3,909,345	0	3,836,716	0	3,784,233	0	3,704,888	0	3,652,406	0	3,602,529	0	3,553,531	0
Comisioane bancare																			
Comisioane bancare	RON	40	0	40	0	39	0	38	0	38	0	37	0	37	0	36	0	36	0
Încasări pe serviciile de apă uzată pe																			
Cumulat anul trecut	m ³		99,747,950		101,077,923		99,747,950		101,077,923		99,747,950		101,077,923		99,747,950		101,077,923		99,747,950
Anul trecut	m ³		32,008,009		1,329,973		32,008,009		1,329,973		32,008,009		1,329,973		32,008,009		1,329,973		32,008,009
Cumulat anul curent	m ³	0	18,530,953	0	67,739,941	0	18,530,953	0	67,739,941	0	18,530,953	0	67,739,941	0	18,530,953	0	67,739,941	0	18,530,953
Anul curent	m ³	0	18,530,953	0	49,208,989	0	18,530,953	0	49,208,989	0	18,530,953	0	49,208,989	0	18,530,953	0	49,208,989	0	18,530,953
Încasări m ³	m ³	0	50,538,962	0	50,538,962	0	50,538,962	0	50,538,962	0	50,538,962	0	50,538,962	0	50,538,962	0	50,538,962	0	50,538,962
Rata 1	m ³		32,008,009		1,329,973		32,008,009		1,329,973		32,008,009		1,329,973		32,008,009		1,329,973		32,008,009
Rata 2	m ³		18,530,953		50,538,962		18,530,953		50,538,962		18,530,953		50,538,962		18,530,953		50,538,962		18,530,953
Tarif	RON		0.0800	from Jan 2024		0.0800	from Jan 2025		0.0600	from Jan 2026		0.0600	from Jan 2027		0.0400				
Încasări	RON	0	4,043,117	0	4,043,117	0	4,043,117	0	4,043,117	0	3,672,498	0	3,032,338	0	3,032,338	0	3,032,338	0	2,661,719
Plati	RON	4,047,928	0	3,975,298	0	3,909,384	0	3,836,754	0	3,784,271	0	3,704,925	0	3,652,442	0	3,602,565	0	3,553,567	0
Sold	RON	8,778,284	12,821,401	8,846,103	12,889,220	8,979,836	13,022,953	9,186,199	13,229,316	9,445,045	13,117,543	9,412,617	12,444,955	8,792,513	11,824,850	8,222,285	11,254,623	7,701,056	10,362,775
Sold revizuit	RON	8,778,284	12,821,401	8,846,103	12,889,220	8,979,836	13,022,953	9,186,199	13,229,316	9,445,045	13,117,543	9,412,617	12,444,955	8,792,513	11,824,850	8,222,285	11,254,623	7,701,056	10,362,775
Sold necesar	RON	3,975,298	3,975,298	3,909,384	3,909,384	3,836,754	3,836,754	3,784,271	3,784,271	3,704,925	3,704,925	3,652,442	3,652,442	3,602,565	3,602,565	3,553,567	3,553,567	3,484,422	3,484,422
	RON		Soldul Dec 2023				Soldul Dec 2024								Soldul Dec 2026				Soldul Dec 2027



Serviciul Datoriei și Fluxul de Numerar in
contul Escrow

Termene de Plata		10/06/2028	28/11/2028	10/12/2028	28/05/2029	10/06/2029	28/11/2029	10/12/2029	28/05/2030	10/06/2030	28/11/2030	10/12/2030
Serviciul datoriei către BERD												
Trageri, total	Euro		10,000,000		10,000,000		10,000,000		10,000,000		10,000,000	
Taxa angajare imprumut, total	Euro		0		0		0		0		0	
Sumă rambursată	Euro											
Dobândă aferentă plății	Euro		0		0		0		0		0	
Total valoare scadentă (BERD)	Euro											
Suma scadenta (memo)	Euro											
Serviciul datoriei către BEI												
Tragere, total	Euro	25,000,000		25,000,000		25,000,000		25,000,000		25,000,000		25,000,000
Sumă rambursată	Euro	657,895		657,895		657,895		657,895		657,895		657,895
Dobândă aferentă	Euro	62,362		49,458		43,518		35,110		21,150		12,742
Total valoare scadentă (BEI)	Euro	720,257		707,352		701,413		693,005		679,045		670,637
Valoare totală a Serviciului datoriei (euro)	Euro	720,257	0	707,352	0	701,413	0	693,005	0	679,045	0	670,637
Valoare totală a Serviciului datoriei (Ron)	RON	3,484,387	0	3,421,959	0	3,393,226	0	3,352,551	0	3,285,014	0	3,244,339
Recuperarea sumelor de către PMB												
Sumă rambursată	RON	0		0		0		0		0		0
Plată totală/cumulativă	RON	0		0		0		0		0		0
ANB costuri de operare (în perioada probe)	RON	0	0	0	0	0	0	0	0	0	0	0
ANB costuri de operare (în perioada probe)	RON	0	0	0	0	0	0	0	0	0	0	0
Plăți totale	RON	3,484,387	0	3,421,959	0	3,393,226	0	3,352,551	0	3,285,014	0	3,244,339
Comisioane bancare	RON	35	0	34	0	34	0	34	0	33	0	32
Încasări pe serviciile de apă uzată pe m3												
Cumulat anul trecut	m ³		101,077,923		99,747,950		101,077,923		99,747,950		101,077,923	
Anul trecut	m ³		1,329,973		32,008,009		1,329,973		32,008,009		1,329,973	
Cumulat anul curent	m ³	0	67,739,941	0	18,530,953	0	67,739,941	0	18,530,953	0	67,739,941	0
Anul curent	m ³	0	49,208,989	0	18,530,953	0	49,208,989	0	18,530,953	0	49,208,989	0
Încasări m ³	m ³	0	50,538,962	0	50,538,962	0	50,538,962	0	50,538,962	0	50,538,962	0
Rata 1	m ³		1,329,973		32,008,009		1,329,973		32,008,009		1,329,973	
Rata 2	m ³		50,538,962		18,530,953		50,538,962		18,530,953		50,538,962	
Tarif	RON	from Jan 2028			0.0400	from Jan 2029			0.0400	from Jan 2030		
	(per m3)											
Încasări	RON	0	2,021,558	0	2,021,558	0	2,021,558	0	2,021,558	0	2,021,558	0
Plati	RON	3,484,422	0	3,421,993	0	3,393,260	0	3,352,584	0	3,285,047	0	3,244,371
Sold	RON	6,878,353	8,899,911	5,477,919	7,499,477	4,106,217	6,127,776	2,775,192	4,796,750	1,511,703	3,533,262	288,890
Sold revizuit	RON	6,878,353	8,899,911	5,477,919	7,499,477	4,106,217	6,127,776	2,775,192	4,796,750	1,511,703	3,533,262	288,890
Sold necesar	RON	3,421,993	3,421,993	3,393,260	3,393,260	3,352,584	3,352,584	3,285,047	3,285,047	3,244,371	3,244,371	0
					Soldul Dec 2028				Soldul Dec 2029			




Date intrare

	2010	2011	2012	2013	2014	2015	2016	2017	2018	2019	2020
Populatia Municipiului Bucuresti	1,911,000	2,104,920	2,120,141	2,107,828	2,109,699	2,107,465	2,104,920	2,106,474	2,104,643	2,115,597	2,135,257
Populatia conectata la reseaua de canalizare	98.0%	81.5%	82.1%	81.8%	81.5%	81.5%	81.5%	83.1%	83.1%	83.2%	83.2%
Consumul mediu anual de apa pe cap de locuitor (l/hd)	190	163	158	153	148	149	148	149	146	142.1	142.1
Procentul de apa care se intoarce in canalizare	100%	95%	99%	97%	95%	95%	95%	95%	95%	93%	93%
Volumul de apa industriala facturat (milioane m3)	60	17	15.8	14.73	15.28	16.84	16	15.4	18.04	19.71	19.71
Volumul de apa uzata din comunitatile invecinate (milioane m3 pe an)	0	3.99	4.1	2.524	5.8	6.18	6.3	6.3	6.95	7.92	0
Volumul lunar de apa uzata	15,674,846	14,417,000	9,510,657	8,880,005	8,525,782	8,697,054	8,569,354	8,715,852	8,779,873	8,620,879	8,685,728
	188,098,152	173,004,000	114,127,887	106,560,065	102,309,388	104,364,644	102,832,244	104,590,220	105,358,479	103,450,548	104,228,739
	14,913,856	14,913,856	16,022,464	14,461,223	14,454,167	14,308,333	14,339,167	14,000,000	14,286,666.67	14,337,500.00	13,641,666.67

Valori lunare

	2018	2019	2020	2021	2022	2023	2024	2025	2026	2027	2028
Jan	8,072,908	13,176,319	12,165,529	14,022,374	8,998,151	8,866,484	8,866,484	8,866,484	8,866,484	8,866,484	8,866,484
Feb	9,508,693	15,262,707	15,440,813	14,022,374	8,998,151	8,866,484	8,866,484	8,866,484	8,866,484	8,866,484	8,866,484
Mar	1,149,347	14,578,638	13,929,282	14,022,374	8,998,151	8,866,484	8,866,484	8,866,484	8,866,484	8,866,484	8,866,484
Apr	14,141,601	12,986,438	13,208,639	14,022,374	8,998,151	8,866,484	8,866,484	8,866,484	8,866,484	8,866,484	8,866,484
May	15,274,372	14,209,213	14,634,999	14,022,374	8,998,151	8,866,484	8,866,484	8,866,484	8,866,484	8,866,484	8,866,484
June	15,178,815	12,936,112	14,648,125	14,022,374	8,998,151	8,866,484	8,866,484	8,866,484	8,866,484	8,866,484	8,866,484
July	15,134,473	16,586,887	15,090,638	14,022,374	8,998,151	8,866,484	8,866,484	8,866,484	8,866,484	8,866,484	8,866,484
Aug	14,740,421	13,486,685	13,672,566	14,022,374	8,998,151	8,866,484	8,866,484	8,866,484	8,866,484	8,866,484	8,866,484
Sept	13,243,789	14,578,013	14,022,374	14,022,374	8,998,151	8,866,484	8,866,484	8,866,484	8,866,484	8,866,484	8,866,484
Oct	15,916,056	16,185,356	14,022,374	14,022,374	8,998,151	8,866,484	8,866,484	8,866,484	8,866,484	8,866,484	8,866,484
Nov	13,696,981	13,864,597	14,022,374	14,022,374	8,998,151	8,866,484	8,866,484	8,866,484	8,866,484	8,866,484	8,866,484
Dec	13,585,027	16,257,897	14,022,374	14,022,374	8,998,151	8,866,484	8,866,484	8,866,484	8,866,484	8,866,484	8,866,484
Total	149,642,483	174,108,862	168,880,986	168,268,488	107,977,814	106,397,814	106,397,814	106,397,814	106,397,814	106,397,814	106,397,814
	32,872,549	56,004,702	54,744,263	56,089,496	35,992,605	35,465,938	35,465,938	35,465,938	35,465,938	35,465,938	35,465,938
	122,360,475	143,986,368	140,835,338	140,223,740	89,981,511	88,664,845	88,664,845	88,664,845	88,664,845	88,664,845	88,664,845



DATE FINANCIARE

A Trageri - BEI

Valoare Max Tragere - 25milioane
Valoare minima Tragere - 3milioane
Nr. Max Trageri - 8

B Trageri - BERD

Valoare Max Tragere - 10milioane
Valoare Min Tragere - 0.5milioane

Rata dobânzii BEI

Dobanda necapitalizata
Rata fixa a

Rata dobânzii BERD

Dobanda calculata pe valoarea totala scadenta cu o zi inainte de plata
Dobanda semi-anuala calculata 180/360 x dobanda anuala
Perioada de gratie nescutita de dobanda

	Suma	Data
1	3,574,016.00	29-May-08
2	3,600,000.00	23-Apr-09
3	3,000,000.00	21-Aug-09
4	4,000,000.00	20-Oct-09
5	5,000,000.00	11-Mar-10
6	3,000,000.00	11-Jun-10
7	2,825,984.00	6-Dec-10
8		
Total Sold	25,000,000	0

	Suma	Data
1	3,790,756.50	21-Jun-07
2	424,167.00	15-Mar-08
3	265,717.78	22-Aug-08
4	214,565.57	17-Oct-08
5	11,358.99	27-Mar-09
6	105,006.25	31-Jul-09
7	10,858.67	16-Sep-09
8	25,680.90	5-Oct-09
9	25,795.95	4-Nov-09
10	18,706.10	18-Jan-10
11	160,541.29	22-Jan-10
12	1,209,501.68	15-Mar-10
13	476,825.77	6-May-10
14	237,764.15	1-Jun-10
15	662,693.94	9-Jul-10
16	360,988.78	19-Aug-10
17	218,996.76	16-Sep-10
18	565,021.62	16-Nov-10
19	225,587.72	22-Nov-10
20	198,957.08	10-Dec-10
21	129,259.26	31-Jan-11
22	137,832.38	18-Mar-11
23	410,782.41	18-Mar-11
24	112,633.45	20-Apr-11
25		
26		
27		
28		
29		
30		
Total Sold	10,000,000.00	

Trageri	dobânzii	Actual
1	4.685%	Actual
2	4.284%	Actual
3	4.381%	Actual
4	4.142%	Actual
5	3.923%	Actual
6	3.400%	Actual
7	3.412%	Actual
8		Actual

Date	dobânzii	Actual
5/28/2007	0.500%	Actual
11/28/2007	4.253%	Actual
5/28/2008	4.525%	Actual
11/28/2008	4.915%	Actual
5/28/2009	2.660%	Actual
11/28/2009	0.830%	Actual
5/28/2010	0.763%	Actual
11/28/2010	0.876%	Actual
5/28/2011	1.180%	Actual
11/28/2011	1.712%	Actual
5/28/2012	1.7%	Actual
11/28/2012	1.0%	Actual
5/28/2013	1.7%	Actual
11/28/2013	1.0%	Actual
5/28/2014	0.3%	Actual
11/28/2014	0.4%	Actual
5/28/2015	0.2%	Actual
11/28/2015	0.1%	Actual
5/28/2016	0.0%	Actual
11/28/2016	-0.1%	Actual
5/28/2017	1.0%	Actual
11/28/2017	1.0%	Actual
5/28/2018	1.0%	Actual
11/28/2018	1.0%	Actual
5/28/2019	1.0%	Actual
11/28/2019	1.0%	Actual
5/27/2020	1.0%	Actual
11/27/2020	1.0%	Estimat

B Procentul de recuperare

Arata proportia cumulata din suma facturata in a doua luna care a fost platita efectiv la sfarsitul fiecareia din lunile urmatoare.

Luna	Procentul de recuperare	Comentarii
1	0%	Cost suportat de client
2	0%	Cost facturat neachitat inca de client
3	45%	Procent de clienti care au platit integral
4	81%	Procent cumulativ de clienti care au platit integral
5	83%	Procent cumulativ de clienti care au platit integral
6	85%	Procent cumulativ de clienti care au platit integral
7	90%	Procent cumulativ de clienti care au platit integral
8	95%	Procent cumulativ de clienti care au platit integral
9	95%	Procent cumulativ de clienti care au platit integral

Datorii neachitate de 5% din clienti

C Taxa colectata, inflatie, rata de schimb-conform act aditional la contractul de concesiune

118,000 RON+ 1%, if >= 12,336,000

D CPI index (publicat pe site-ul oficial al Institutului de statistica)

Inflatie cumulata (calculata)

An	Indicele de inflatie CPI	An	Indicele de inflatie CPI
2008	7.9%	2020	3.0%
2009	5.6%	2021	3.0%
2010	6.1%	2022	3.0%
2011	5.8%	2023	3.0%
2012	3.3%	2024	3.0%
2013	4.0%	2025	3.0%
2014	1.1%	2026	3.0%
2015	-0.6%	2027	3.0%
2016	-1.5%	2028	3.0%
2017	1.3%	2029	3.0%
2018	4.6%	2030	3.0%
2019	3.8%		

An	Cumulat	An	Cumulat
2008	1.00	2020	1.39
2009	1.00	2021	1.43
2010	1.06	2022	1.47
2011	1.12	2023	1.51
2012	1.19	2024	1.56
2013	1.22	2025	1.61
2014	1.27	2026	1.66
2015	1.29	2027	1.70
2016	1.28	2028	1.76
2017	1.26	2029	1.81
2018	1.28	2030	1.86
2019	1.34		



6-


9

E Rata de schimb lei in euro (pentru convertirea platilor dobanzilor si a taxelor de angajare imprumut)

5/28/2007	0.3058	5/28/2013	0.2290	5/28/2019	0.2101	6/10/2029	0.2067
6/10/2007	0.3044	6/10/2013	0.2222	6/10/2019	0.2119	12/10/2029	0.2067
11/28/2007	0.2808	11/28/2013	0.2252	11/28/2019	0.2093	6/10/2030	0.2067
12/10/2007	0.2845	12/10/2013	0.2246	12/10/2019	0.2093	12/10/2030	0.2067
5/28/2008	0.2724	5/28/2014	0.2275	5/27/2020	0.2065		
6/10/2008	0.2728	6/10/2014	0.2277	6/9/2020	0.2067		
11/28/2008	0.2646	11/28/2014	0.2262	11/27/2020	0.2067		
12/10/2008	0.2572	12/10/2014	0.2253	12/10/2020	0.2067		
5/28/2009	0.2386	5/28/2015	0.2250	6/10/2021	0.2067		
6/10/2009	0.2381	6/10/2015	0.2238	12/10/2021	0.2067		
11/28/2009	0.2336	11/28/2015	0.2249	6/10/2022	0.2067		
12/10/2009	0.2361	12/10/2015	0.2221	12/10/2022	0.2067		
5/28/2010	0.2403	5/28/2016	0.2219	6/10/2023	0.2067		
6/10/2010	0.2369	6/10/2016	0.2216	12/10/2023	0.2067		
11/28/2010	0.2318	11/28/2016	0.2215	6/10/2024	0.2067		
12/10/2010	0.2326	12/10/2016	0.2223	12/10/2024	0.2067		
5/28/2011	0.2420	5/28/2017	0.2194	6/10/2025	0.2067		
6/10/2011	0.2406	6/10/2017	0.2192	12/10/2025	0.2067		
11/28/2011	0.2293	11/28/2017	0.2154	6/10/2026	0.2067		
12/10/2011	0.2304	12/10/2017	0.2159	12/10/2026	0.2067		
5/28/2012	0.2240	5/28/2018	0.2160	6/10/2027	0.2067		
6/10/2012	0.2242	6/10/2018	0.2147	12/10/2027	0.2067		
11/28/2012	0.2218	11/28/2018	0.2146	6/10/2028	0.2067		
12/10/2012	0.2205	12/10/2018	0.2151	12/10/2028	0.2067		

**F (Escrow Account) dobanda acordata de banca
ROBID - bank defined reduction (fixed to end 2010)
(to be updated)**

	2009	2010	2011	2012	2013	2014	2015	2016	2017	2018	2019	2020	2021	2022	2023	2024	2025	2026	2027	2028	2029	2030
Jan	14%	8%	4%	5%	6%	2%	0%	0%	0%	1%	3%	2%	2%	2%	2%	2%	2%	2%	2%	2%	2%	2%
Feb	14%	8%	6%	4%	5%	3%	0%	0%	0%	1%	3%	2%	2%	2%	2%	2%	2%	2%	2%	2%	2%	2%
Mar	14%	7%	4%	4%	5%	2%	1%	0%	0%	1%	3%	2%	2%	2%	2%	2%	2%	2%	2%	2%	2%	2%
Apr	13%	5%	5%	4%	4%	3%	1%	0%	0%	2%	3%	2%	2%	2%	2%	2%	2%	2%	2%	2%	2%	2%
May	10%	5%	4%	5%	4%	2%	1%	0%	0%	2%	3%	2%	2%	2%	2%	2%	2%	2%	2%	2%	2%	2%
June	10%	7%	4%	5%	4%	2%	1%	0%	0%	3%	3%	2%	2%	2%	2%	2%	2%	2%	2%	2%	2%	2%
July	6%	7%	4%	5%	4%	2%	1%	0%	0%	3%	3%	2%	2%	2%	2%	2%	2%	2%	2%	2%	2%	2%
Aug	9%	7%	6%	5%	3%	2%	1%	0%	0%	3%	2%	2%	2%	2%	2%	2%	2%	2%	2%	2%	2%	2%
Sept	9%	7%	6%	5%	3%	3%	1%	0%	1%	3%	2%	2%	2%	2%	2%	2%	2%	2%	2%	2%	2%	2%
Oct	8%	7%	6%	5%	2%	1%	0%	0%	1%	3%	2%	2%	2%	2%	2%	2%	2%	2%	2%	2%	2%	2%
Nov	8%	7%	6%	6%	1%	0%	0%	0%	2%	3%	2%	2%	2%	2%	2%	2%	2%	2%	2%	2%	2%	2%
Dec	8%	6%	5%	6%	1%	0%	0%	0%	1%	2%	2%	2%	2%	2%	2%	2%	2%	2%	2%	2%	2%	2%
Reducere	0.25	0.25	0.25	0.25	0.25	0.25	0.25	0.25	0.25	0.25	0.25	0.25	0.25	0.25	0.25	0.25	0.25	0.25	0.25	0.25	0.25	0.25
media jan-may	12.69%	6.14%	4.29%	4.02%	4.28%	1.92%	0.41%	-0.07%	0.03%	1.27%	2.58%	2.22%	2.22%	2.22%	2.22%	2.22%	2.22%	2.22%	2.22%	2.22%	2.22%	2.22%
iunie	9.58%	6.55%	3.93%	4.53%	3.89%	1.33%	0.43%	0.01%	0.02%	2.38%	2.50%	2.22%	2.22%	2.22%	2.22%	2.22%	2.22%	2.22%	2.22%	2.22%	2.22%	2.22%
media iulie-noiem	7.77%	6.43%	5.13%	4.97%	2.36%	1.20%	0.40%	0.00%	0.73%	2.63%	2.24%	2.22%	2.22%	2.22%	2.22%	2.22%	2.22%	2.22%	2.22%	2.22%	2.22%	2.22%
dec	7.75%	6.05%	4.97%	5.29%	1.13%	0.17%	0.01%	0.10%	1.24%	2.22%	2.22%	2.22%	2.22%	2.22%	2.22%	2.22%	2.22%	2.22%	2.22%	2.22%	2.22%	2.22%



		Sold initial	Alimentare cont escrow	Tragere BEI cf. estimare UIP	Data	Serviciul datoriei (EUR)	Serviciul datoriei (RON)	Sold final lunar	Sold minim cont escrow	Volum apa uzata facturat anual	TMAU	Estimare TMAU colectat lunar	
		(RON)	(RON)	(EUR)		Dobanda estimata (% p.a.)	Curs EUR/RON= 5.00	(RON)	(RON)	(m3/an)	(RON/m3)	(RON/luna)	
		-	-		18-Feb-20	0.03191%		-		164,700,000	0.07	960,750	
		-	-		26-May-20	0.29800%		-				960,750.00	
		-	-		24-Nov-20	0.07960%		-					
2019	Apr	-	-					-					
	May	-	-					-					
	Jun	-	-					-					
	Jul	-	-					-					
	Aug	-	-					-					
	Sep	-	-					-					
	Oct	-	-					-					
	Nov	-	-					-					
	Dec	-	79,646.52						79,646.52				
	2020	Jan	79,646.52	577,234.06					656,880.58				
		Feb	656,880.58	727,080.60	5,000,000.00	20-Feb-20			1,383,961.18				
		Mar	1,383,961.18	1,014,125.55					2,398,086.73				
Apr		2,398,086.73	947,602.69					3,345,689.42					
May		3,345,689.42	918,450.91		28-May-20	434.33	2,171.65	4,261,968.68	6,514.96				
Jun		4,261,968.68	1,012,481.17					5,274,449.85					
Jul		5,274,449.85	1,016,478.26					6,290,928.11					
Aug		6,290,928.11	974,296.36					7,265,224.47					
Sep		7,265,224.47	944,589.59					8,209,814.06					
Oct		8,209,814.06	971,688.98					9,181,503.04					
Nov		9,181,503.04	960,750.00		30-Nov-20	7,698.33	38,491.67	10,103,761.37	657,048.61				
Dec		10,103,761.37	960,750.00					11,064,511.37					
2021	Jan	11,064,511.37	960,750.00	10,000,000.00	15-Jan-21			12,025,261.37					
	Feb	12,025,261.37	960,750.00					12,986,011.37					
	Mar	12,986,011.37	960,750.00					13,946,761.37					
	Apr	13,946,761.37	960,750.00	15,000,000.00	15-Apr-21			14,907,511.37					
	May	14,907,511.37	960,750.00		28-May-21	23,757.22	118,786.11	15,749,475.26	1,174,202.78				
	Jun	15,749,475.26	960,750.00	25,000,000.00	20-Jun-21			16,710,225.26					
	Jul	16,710,225.26	960,750.00					17,670,975.26					
	Aug	17,670,975.26	960,750.00	20,000,000.00	1-Aug-21			18,631,725.26					
	Sep	18,631,725.26	960,750.00					19,592,475.26					
	Oct	19,592,475.26	960,750.00					20,553,225.26					
	Nov	20,553,225.26	960,750.00		30-Nov-21	99,954.17	499,770.83	21,014,204.43	1,632,791.67				
	Dec	21,014,204.43	960,750.00					21,974,954.43					
2022	Jan	21,974,954.43	960,750.00					22,935,704.43					
	Feb	22,935,704.43	960,750.00					23,896,454.43					
	Mar	23,896,454.43	960,750.00					24,857,204.43					
	Apr	24,857,204.43	960,750.00					25,817,954.43					
	May	25,817,954.43	960,750.00		28-May-22	111,129.17	555,645.83	26,223,058.59	1,688,666.67				
	Jun	26,223,058.59	960,750.00					27,183,808.59					
	Jul	27,183,808.59	960,750.00					28,144,558.59					
	Aug	28,144,558.59	960,750.00					29,105,308.59					
	Sep	29,105,308.59	960,750.00					30,066,058.59					
	Oct	30,066,058.59	960,750.00					31,026,808.59					
	Nov	31,026,808.59	960,750.00		30-Nov-22	115,475.00	577,375.00	31,410,183.59	1,710,395.83				
	Dec	31,410,183.59	960,750.00					32,370,933.59					
2023	Jan	32,370,933.59	960,750.00					33,331,683.59					
	Feb	33,331,683.59	960,750.00					34,292,433.59					
	Mar	34,292,433.59	960,750.00					35,253,183.59					
	Apr	35,253,183.59	960,750.00					36,213,933.59					
	May	36,213,933.59	960,750.00		28-May-23	111,129.17	555,645.83	36,619,037.76	1,691,770.83				
	Jun	36,619,037.76	960,750.00					37,579,787.76					
	Jul	37,579,787.76	960,750.00					38,540,537.76					
	Aug	38,540,537.76	960,750.00					39,501,287.76					
	Sep	39,501,287.76	960,750.00					40,462,037.76					
	Oct	40,462,037.76	960,750.00					41,422,787.76					
	Nov	41,422,787.76	960,750.00		30-Nov-23	115,475.00	577,375.00	41,806,162.76	1,713,500.00				
	Dec	41,806,162.76	960,750.00					42,766,912.76					
2024	Jan	42,766,912.76	960,750.00					43,727,662.76					
	Feb	43,727,662.76	960,750.00					44,688,412.76					
	Mar	44,688,412.76	960,750.00					45,649,162.76					
	Apr	45,649,162.76	960,750.00					46,609,912.76					
	May	46,609,912.76	960,750.00		28-May-24	111,750.00	558,750.00	47,011,912.76	10,412,701.07				
	Jun	47,011,912.76	960,750.00					47,972,662.76					
	Jul	47,972,662.76	960,750.00					48,933,412.76					
	Aug	48,933,412.76	960,750.00					49,894,162.76					
	Sep	49,894,162.76	960,750.00					50,854,912.76					
	Oct	50,854,912.76	960,750.00					51,815,662.76					
	Nov	51,815,662.76	960,750.00		30-Nov-24	115,475.00	577,375.00	52,199,037.76	19,138,828.97				
	Dec	52,199,037.76	960,750.00					53,159,787.76					
2025	Jan	53,159,787.76	960,750.00					54,120,537.76					
	Feb	54,120,537.76	960,750.00					55,081,287.76					
	Mar	55,081,287.76	960,750.00					56,042,037.76					
	Apr	56,042,037.76	960,750.00					57,002,787.76					
	May	57,002,787.76	960,750.00		28-May-25	1,855,315.21	9,276,576.07	58,886,961.69	27,812,186.05				
	Jun	58,886,961.69	960,750.00					59,847,711.69					
	Jul	59,847,711.69	960,750.00					60,808,461.69					
	Aug	60,808,461.69	960,750.00					61,769,211.69					
	Sep	61,769,211.69	960,750.00					62,729,961.69					
	Oct	62,729,961.69	960,750.00					63,690,711.69					
	Nov	63,690,711.69	960,750.00		30-Nov-25	1,856,975.58	9,284,877.91	64,547,689.79	27,793,633.24				
	Dec	64,547,689.79	960,750.00					65,508,439.79					

ROMANIA
 PRIMĂRIA GENERALĂ
 DIRECTIA GENERALĂ
 MANAGEMENT PROIECTE CU
 FINANTARE EXTERNA
 ROMANIA

ROMANIA
 PRIMĂRIA MUNICIPIULUI BUCUREȘTI
 DIRECTIA GENERALĂ
 MANAGEMENT PROIECTE CU
 FINANTARE EXTERNA
 ROMANIA