


72/02.03.2023

Serviciul Datoriei și Fluxul de Numerar in  
contul Escrow

Termene de Plata		10/12/2019	27/05/2020	09/06/2020	27/11/2020	10/12/2020	28/05/2021	10/06/2021	28/11/2021	10/12/2021	28/05/2022	10/06/2022	28/11/2022	10/12/2022	28/05/2023	10/06/2023	28/11/2023
Serviciul datoriei către BEI																	
Tragere, total	Euro	25,000,000		25,000,000		25,000,000		25,000,000		25,000,000		25,000,000		25,000,000		25,000,000	
Sumă rambursată	Euro	657,895		657,895		657,895		657,895		657,895		657,895		657,895		657,895	
Dobândă aferentă	Euro	288,208		270,061		261,974		266,671		253,337		216,942		206,093		189,692	
Total valoare scadentă (BEI)	Euro	946,103		927,956		937,899		924,566		911,232		874,837		863,988		847,587	
Valoare totală a Serviciului datoriei (euro)	Euro	946,103	478,358	927,956	472,583	937,899	0	924,566	0	911,232	0	874,837	0	863,988	0	847,587	0
Valoare totală a Serviciului datoriei (RON)	RON	4,521,144	2,316,785	4,489,174	2,303,276	4,565,693	0	4,551,821	0	4,509,414	0	4,440,467	0	4,272,766	0	4,191,655	0
Recuperarea sumelor de către PMB																	
Sumă rambursată	RON	0		0		0		0		0		0		0		0	
Plată totală/cumulativă	RON	0		0		0		0		0		0		0		0	
ANB costuri de operare (în perioada probe)	RON	0	0	0	0	0	0	0	0	0	0	0	0	0	0	0	0
ANB costuri de operare (în perioada probe)	RON	0	0	0	0	0	0	0	0	0	0	0	0	0	0	0	0
Plăți totale	RON	4,521,143.51	2,316,785.12	4,489,173.62	2,303,275.55	4,565,692.87	0.00	4,551,821.30	0.00	4,509,413.98	0.00	4,440,467.29	0.00	4,272,766	0	4,191,655	0
Comisioane bancare	RON	45	23	45	23	46	0	46	0	45	0	44	0	43	0	42	0
Încasări pe serviciile de apă uzată pe m3																	
Cumulat anul trecut	m <sup>3</sup>		163,084,400		165,403,419		163,452,054		166,046,520		159,491,753		161,825,000		162,303,828		164,495,062
Anul trecut	m <sup>3</sup>		54,845,079		2,319,020		55,912,523		2,594,466		51,982,052		2,333,246		52,820,656		2,191,234
Cumulat anul curent	m <sup>3</sup>	0	29,552,813	0	107,539,531	0	28,807,299	0	107,509,701	0	28,859,014	0	109,499,673	0	30,531,189	0	111,606,833
Anul curent	m <sup>3</sup>	0	29,552,813	0	77,986,718	0	28,807,299	0	78,702,402	0	28,859,014	0	80,624,158	0	30,531,189	0	81,075,644
Încasări m <sup>3</sup>	m <sup>3</sup>	0	84,397,892	0	80,305,738	0	84,719,822	0	81,296,868	0	80,841,066	0	82,957,404	0	83,351,845	0	83,266,878
Rata 1	m <sup>3</sup>		54,845,079		2,319,020		55,912,523		2,594,466		51,982,052		2,333,246		52,820,656		2,191,234
Rata 2	m <sup>3</sup>		29,552,813		80,305,738		28,807,299		81,296,868		28,859,014		82,957,404		30,531,189		83,266,878
Tarif	RON (per m3)		0.0900	de la Jan 2020			0.0900	de la Jan 2021			0.0900	from Jan 2022			0.0900	from Jan 2023	
Încasări	RON	0	7,595,810	0	7,227,516	0	7,624,784	0	7,316,718	0	7,275,696	0	7,466,166	0	7,501,666	0	7,494,019
Plati	RON	4,521,189	2,316,808	4,489,219	2,303,299	4,565,739	0	4,551,867	0	4,509,459	0	4,440,512	0	4,272,809	0	4,191,697	0
Sold	RON	3,615,955	9,643,468	5,154,250	10,148,637	5,582,898	7,985,810	8,216,023	14,697,868	11,108,322	18,384,018	13,943,507	21,409,673	17,136,864	24,638,530	20,446,833	27,940,852
Sold revizuit	RON	3,615,955	9,643,468	5,224,419	10,148,637	5,582,898	7,985,810	8,216,023	14,697,868	11,108,322	18,384,018	13,943,507	21,409,673	17,136,864	24,638,530	20,446,833	27,940,852
Sold necesar	RON	6,806,027	6,792,517	6,869,037	4,565,739	4,551,867	4,551,867	4,509,459	4,509,459	4,440,512	4,440,512	4,272,809	4,272,809	4,191,697	4,191,697	4,138,046	4,138,046
	RON	4,364,466.34	Soldul Dec 2019			4,839,317	Soldul Dec 2020			11,108,322	Soldul Dec 2021				Soldul Dec 2022		



-1-



Serviciul Datoriei și Fluxul de Numerar in  
contul Escrow

Termene de Plata		10/12/2023	28/05/2024	10/06/2024	28/11/2024	10/12/2024	28/05/2025	10/06/2025	28/11/2025	10/12/2025	28/05/2026	10/06/2026	28/11/2026	10/12/2026	28/05/2027	10/06/2027	28/11/2027	10/12/2027	
Serviciul datoriei către BEI																			
Tragere, total	Euro	25,000,000		25,000,000		25,000,000		25,000,000		25,000,000		25,000,000		25,000,000		25,000,000		25,000,000	
Sumă rambursată	Euro	657,895		657,895		657,895		657,895		657,895		657,895		657,895		657,895		657,895	
Dobândă aferentă	Euro	178,843		163,830		150,205		135,192		124,343		107,942		97,093		86,783		76,655	
Total valoare scadentă (BEI)	Euro	836,738		821,725		808,100		793,087		782,238		765,837		754,988		744,678		734,550	
<b>Valoare totală a Serviciului datoriei (euro)</b>	Euro	836,738	0	821,725	0	808,100	0	793,087	0	782,238	0	765,837	0	754,988	0	744,678	0	734,550	
<b>Valoare totală a Serviciului datoriei (Ron)</b>	RON	4,138,004	0	4,063,758	0	3,996,377	0	3,922,131	0	3,868,480	0	3,787,369	0	3,733,718	0	3,682,731	0	3,632,642	
<b>Recuperarea sumelor de către PMB</b>																			
Sumă rambursată	RON	0		0		0		0		0		0		0		0		0	
Plată totală/cumulativă	RON	0		0		0		0		0		0		0		0		0	
<b>ANB costuri de operare (în perioada probe)</b>	RON	0	0	0	0	0	0	0	0	0	0	0	0	0	0	0	0	0	0
<b>ANB costuri de operare (în perioada probe)</b>	RON	0	0	0	0	0	0	0	0	0	0	0	0	0	0	0	0	0	0
<b>Plăți totale</b>	RON	4,138,004	0	4,063,758	0	3,996,377	0	3,922,131	0	3,868,480	0	3,787,369	0	3,733,718	0	3,682,731	0	3,632,642	
<b>Comisioane bancare</b>	RON	41	0	41	0	40	0	39	0	39	0	38	0	37	0	37	0	36	
<b>Încasări pe serviciile de apă uzată pe m3</b>																			
Cumulat anul trecut	m <sup>3</sup>		164,342,523		166,533,756		164,342,523		166,533,756		164,342,523		166,533,756		164,342,523		166,533,756		
Anul trecut	m <sup>3</sup>		52,735,689		2,191,234		52,735,689		2,191,234		52,735,689		2,191,234		52,735,689		2,191,234		
Cumulat anul curent	m <sup>3</sup>	0	30,531,189	0	111,606,833	0	30,531,189	0	111,606,833	0	30,531,189	0	111,606,833	0	30,531,189	0	111,606,833	0	
Anul curent	m <sup>3</sup>	0	30,531,189	0	81,075,644	0	30,531,189	0	81,075,644	0	30,531,189	0	81,075,644	0	30,531,189	0	81,075,644	0	
Încasări m <sup>3</sup>	m <sup>3</sup>	0	83,266,878	0	83,266,878	0	83,266,878	0	83,266,878	0	83,266,878	0	83,266,878	0	83,266,878	0	83,266,878	0	
Rata 1	m <sup>3</sup>		52,735,689		2,191,234		52,735,689		2,191,234		52,735,689		2,191,234		52,735,689		2,191,234		
Rata 2	m <sup>3</sup>		30,531,189		83,266,878		30,531,189		83,266,878		30,531,189		83,266,878		30,531,189		83,266,878		
<b>Tarif</b>	RON		0.0500	from Jan 2024			0.0200	from Jan 2025			0.0200	from Jan 2026			0.0200	from Jan 2027			
(per m3)																			
Încasări	RON	0	6,272,771	0	4,163,344	0	3,247,408	0	1,665,338	0	1,665,338	0	1,665,338	0	1,665,338	0	1,665,338	0	
Plati	RON	4,138,046	0	4,063,799	0	3,996,417	0	3,922,170	0	3,868,519	0	3,787,407	0	3,733,755	0	3,682,768	0	3,632,679	
Sold	RON	23,802,806	30,075,577	26,011,778	30,175,122	26,178,705	29,426,113	25,503,943	27,169,280	23,300,762	24,966,099	21,178,692	22,844,030	19,110,275	20,775,612	17,092,845	18,758,182	15,125,504	
Sold revizuit	RON	23,802,806	30,075,577	26,011,778	30,175,122	26,178,705	29,426,113	25,503,943	27,169,280	23,300,762	24,966,099	21,178,692	22,844,030	19,110,275	20,775,612	17,092,845	18,758,182	15,125,504	
Sold necesar	RON	4,063,799	4,063,799	3,996,417	3,996,417	3,922,170	3,922,170	3,868,519	3,868,519	3,787,407	3,787,407	3,733,755	3,733,755	3,682,768	3,682,768	3,632,679	3,632,679	3,561,994	
	RON		<b>Soldul Dec 2023</b>				<b>Soldul Dec 2024</b>				<b>Soldul Dec 2025</b>				<b>Soldul Dec 2026</b>				




*ASB*



Serviciul Datoriei și Fluxul de Numerar in  
contul Escrow

Termene de Plata		28/05/2028	10/06/2028	28/11/2028	10/12/2028	28/05/2029	10/06/2029	28/11/2029	10/12/2029	28/05/2030	10/06/2030	28/11/2030	10/12/2030	
Serviciul datoriei către BEI														
Tragere, total	Euro		25,000,000		25,000,000		25,000,000		25,000,000		25,000,000		25,000,000	
Sumă rambursată	Euro		657,895		657,895		657,895		657,895		657,895		657,895	
Dobândă aferentă	Euro		62,362		49,458		43,518		35,110		21,150		12,742	
Total valoare scadentă (BEI)	Euro		720,257		707,352		701,413		693,005		679,045		670,637	
<b>Valoare totală a Serviciului datoriei (euro)</b>	Euro	0	720,257	0	707,352	0	701,413	0	693,005	0	679,045	0	670,637	
<b>Valoare totală a Serviciului datoriei (Ron)</b>	RON	0	3,561,959	0	3,498,140	0	3,468,768	0	3,427,187	0	3,358,147	0	3,316,567	
<b>Recuperarea sumelor de către PMB</b>														
Sumă rambursată	RON		0		0		0		0		0		0	
Plată totală/cumulativă	RON		0		0		0		0		0		0	
ANB costuri de operare (în perioada probe)	RON	0	0	0	0	0	0	0	0	0	0	0	0	
ANB costuri de operare (în perioada probe)	RON	0	0	0	0	0	0	0	0	0	0	0	0	
<b>Plăți totale</b>	RON	0	3,561,959	0	3,498,140	0	3,468,768	0	3,427,187	0	3,358,147	0	3,316,567	
Comisioane bancare	RON	0	36	0	35	0	35	0	34	0	34	0	33	
<b>Încasări pe serviciile de apă uzată pe m3</b>														
Cumulat anul trecut	m <sup>3</sup>	164,342,523		166,533,756		164,342,523		166,533,756		164,342,523		166,533,756		
Anul trecut	m <sup>3</sup>	52,735,689		2,191,234		52,735,689		2,191,234		52,735,689		2,191,234		
Cumulat anul curent	m <sup>3</sup>	30,531,189	0	111,606,833	0	30,531,189	0	111,606,833	0	30,531,189	0	111,606,833	0	
Anul curent	m <sup>3</sup>	30,531,189	0	81,075,644	0	30,531,189	0	81,075,644	0	30,531,189	0	81,075,644	0	
Încasări m <sup>3</sup>	m <sup>3</sup>	83,266,878	0	83,266,878	0	83,266,878	0	83,266,878	0	83,266,878	0	83,266,878	0	
Rata 1	m <sup>3</sup>	52,735,689		2,191,234		52,735,689		2,191,234		52,735,689		2,191,234		
Rata 2	m <sup>3</sup>	30,531,189		83,266,878		30,531,189		83,266,878		30,531,189		83,266,878		
Tarif	RON	0.0200	from Jan 2028			0.0200	from Jan 2029			0.0200	from Jan 2030			
(per m3)														
Încasări	RON	1,665,338	0	1,665,338	0	1,665,338	0	1,665,338	0	1,665,338	0	1,665,338	0	
Plati	RON	0	3,561,994	0	3,498,175	0	3,468,802	0	3,427,222	0	3,358,181	0	3,316,600	
Sold	RON	16,790,841	13,228,847	14,894,184	11,396,009	13,061,346	9,592,544	11,257,882	7,830,660	9,495,998	6,137,817	7,803,155	4,486,555	
Sold revizuit	RON	16,790,841	13,228,847	14,894,184	11,396,009	13,061,346	9,592,544	11,257,882	7,830,660	9,495,998	6,137,817	7,803,155	4,486,555	
Sold necesar	RON	3,561,994	3,498,175	3,498,175	3,468,802	3,468,802	3,427,222	3,427,222	3,358,181	3,358,181	3,316,600	3,316,600	0	
	RON	<b>Soldul Dec 2027</b>				<b>Soldul Dec 2028</b>				<b>Soldul Dec 2029</b>				<b>Soldul Dec 2030</b>



Date intrare

	2012	2013	2014	2015	2016	2017	2018	2019	2020	2021	2022	2023
Populatia Municipiului Bucuresti	2,120,141	2,107,828	2,109,699	2,107,465	2,104,920	2,106,474	2,104,643	2,115,597	2,135,257	2,164,939	2,161,842	2,161,842
Populatia conectata la retelea de canalizare	82.1%	81.8%	81.5%	81.5%	81.5%	83.1%	83.1%	83.2%	83.2%	83.8%	84.8%	84.8%
Consumul mediu anual de apa pe cap de locuitor (l/hd)	158	153	148	149	148	149	146	142.1	142.1	140.8	134.22	134.22
Procentul de apa care se intoarce in canalizare	99%	97%	95%	95%	95%	95%	95%	93%	93%	91%	91%	91%
Volumul de apa industriala facturat (milioane m3)	15.8	14.73	15.28	16.84	16	15.4	18.04	19.71	21.58	23.13	22.39	22.39
Volumul de apa uzata din comunitatile invecinate (milioane m3 pe an)	4.1	2.524	5.8	6.18	6.3	6.3	6.95	7.92	7.28	11.19	11.97	11.97
Volumul lunar de apa uzata	9,510,657	8,880,005	8,525,782	8,697,054	8,569,354	8,715,852	8,779,873	8,620,879	8,841,562	8,902,731	8,550,730	8,550,730
	114,127,887	106,560,065	102,309,388	104,364,644	102,832,244	104,590,220	105,358,479	103,450,548	106,098,739	106,832,777	102,608,761	102,608,761
	16,022,464	14,461,223	14,454,167	14,308,333	14,339,167	14,000,000	14,286,666.67	14,337,500.00	13,641,666.67	13,786,083.25	14,350,000.00	14,420,833.33

Valori lunare


	2020	2021	2022	2023	2024	2025	2026	2027	2028	2029	2030
Jan	12,165,529	13,889,115	14,121,896	14,608,224	14,608,224	14,608,224	14,608,224	14,608,224	14,608,224	14,608,224	14,608,224
Feb	15,440,813	13,713,757	13,601,460	14,608,224	14,608,224	14,608,224	14,608,224	14,608,224	14,608,224	14,608,224	14,608,224
Mar	13,929,282	14,680,788	13,306,288	14,608,224	14,608,224	14,608,224	14,608,224	14,608,224	14,608,224	14,608,224	14,608,224
Apr	13,208,639	12,942,750	14,048,005	14,608,224	14,608,224	14,608,224	14,608,224	14,608,224	14,608,224	14,608,224	14,608,224
May	14,634,999	13,687,294	15,266,308	14,608,224	14,608,224	14,608,224	14,608,224	14,608,224	14,608,224	14,608,224	14,608,224
June	14,648,125	14,506,608	15,312,108	14,608,224	14,608,224	14,608,224	14,608,224	14,608,224	14,608,224	14,608,224	14,608,224
July	15,090,638	14,354,021	14,455,510	14,608,224	14,608,224	14,608,224	14,608,224	14,608,224	14,608,224	14,608,224	14,608,224
Aug	13,672,566	14,497,039	14,608,224	14,608,224	14,608,224	14,608,224	14,608,224	14,608,224	14,608,224	14,608,224	14,608,224
Sept	14,022,374	14,975,536	14,608,224	14,608,224	14,608,224	14,608,224	14,608,224	14,608,224	14,608,224	14,608,224	14,608,224
Oct	15,258,462	12,728,697	14,608,224	14,608,224	14,608,224	14,608,224	14,608,224	14,608,224	14,608,224	14,608,224	14,608,224
Nov	13,539,446	14,068,073	14,608,224	14,608,224	14,608,224	14,608,224	14,608,224	14,608,224	14,608,224	14,608,224	14,608,224
Dec	19,174,938	16,298,427	14,608,224	14,608,224	14,608,224	14,608,224	14,608,224	14,608,224	14,608,224	14,608,224	14,608,224
<b>Total</b>	<b>174,785,810</b>	<b>170,342,105</b>	<b>173,152,696</b>	<b>175,298,691</b>	<b>175,298,691</b>	<b>175,298,691</b>	<b>175,298,691</b>	<b>175,298,691</b>	<b>175,298,691</b>	<b>175,298,691</b>	<b>175,298,691</b>
	54,744,263	55,226,410	55,077,649	58,432,897	58,432,897	58,432,897	58,432,897	58,432,897	58,432,897	58,432,897	58,432,897
	142,071,426	139,975,605	143,936,248	146,082,242	146,082,242	146,082,242	146,082,242	146,082,242	146,082,242	146,082,242	146,082,242



-4-



2024	2025	2026	2027	2028	2029	2030
2.161,842	2.156,262	2.156,262	2.156,262	2.156,262	2.156,262	2.156,262
84.8%	84.8%	84.8%	84.8%	84.8%	84.8%	84.8%
144	144	144	144	144	144	144
93%	93%	93%	93%	93%	93%	93%
20	20	20	20	20	20	20
11.19	11.19	11.19	11.19	11.19	11.19	11.19
9,031,900	9,012,889	9,012,889	9,012,889	9,012,889	9,012,889	9,012,889



**DATE FINANCIARE**

**A Trageri - BEI**

Valoare Max Trageri - 25milioane  
Valoare minima Trageri - 3milioane  
Nr. Max Trageri - 8

	Suma	Data
1	3,574,016.00	29-May-08
2	3,600,000.00	23-Apr-09
3	3,000,000.00	21-Aug-09
4	4,000,000.00	20-Oct-09
5	5,000,000.00	11-Mar-10
6	3,000,000.00	11-Jun-10
7	2,825,984.00	6-Dec-10
8		
Total	25,000,000	
Sold	0	

**B Trageri - BERD**

Valoare Max Trageri - 10milioane  
Valoare Min Trageri - 0.5milioane

	Suma	Data
1	3,790,756.50	21-Jun-07
2	424,167.00	15-Mar-08
3	265,717.78	22-Aug-08
4	214,565.57	17-Oct-08
5	11,358.99	27-Mar-09
6	105,006.25	31-Jul-09
7	10,858.67	16-Sep-09
8	25,680.90	5-Oct-09
9	25,795.95	4-Nov-09
10	18,706.10	18-Jan-10
11	160,541.29	22-Jan-10
12	1,209,501.68	15-Mar-10
13	476,825.77	6-May-10
14	237,764.15	1-Jun-10
15	662,693.94	9-Jul-10
16	360,988.78	19-Aug-10
17	218,996.76	16-Sep-10
18	565,021.62	16-Nov-10
19	225,587.72	22-Nov-10
20	198,957.08	10-Dec-10
21	129,259.26	31-Jan-11
22	137,832.38	18-Mar-11
23	410,782.41	18-Mar-11
24	112,633.45	20-Apr-11
25		
26		
27		
28		
29		
30		
Total	10,000,000.00	
Sold	-	

**Rata dobânzii BEI**

Tragerea	Rata fixa a dobânzii	
1	4.685%	Actual
2	4.284%	Actual
3	4.381%	Actual
4	4.142%	Actual
5	3.923%	Actual
6	3.400%	Actual
7	3.412%	Actual
8		Actual

**Rata dobânzii BERD**

Dobanda calculata pe valoarea totala scadenta cu o zi inainte de plata  
Dobanda semi-anuala calculata 180/360 x dobanda anuala  
Perioada de gratie nescutita de dobanda

Date	Rata dobânzii	
5/28/2007	0.500%	
11/28/2007	4.253%	Actual
5/28/2008	4.525%	Actual
11/28/2008	4.915%	Actual
5/28/2009	2.660%	Actual
11/28/2009	0.830%	Actual
5/28/2010	0.763%	Actual
11/28/2010	0.876%	Actual
5/28/2011	1.180%	Actual
11/28/2011	1.712%	Actual
5/28/2012	1.7%	Actual
11/28/2012	1.0%	Actual
5/28/2013	1.7%	Actual
11/28/2013	1.0%	Actual
5/28/2014	0.3%	Actual
11/28/2014	0.4%	Actual
5/28/2015	0.2%	Actual
11/28/2015	0.1%	Actual
5/28/2016	0.0%	Actual
11/28/2016	-0.1%	Actual
5/28/2017	1.0%	Actual
11/28/2017	1.0%	Actual
5/28/2018	1.0%	Actual
11/28/2018	1.0%	Actual
5/28/2019	1.0%	Actual
11/28/2019	1.0%	Actual
5/27/2020	1.0%	Actual
11/27/2020	1.0%	Actual

**B Procentul de recuperare**

Arata proportia cumulata din suma facturata in a doua luna care a fost platita efectiv la sfarsitul fiecareia din lunile urmatoare.

Luna	Procentul de recuperare	Comentarii
1	0%	Cost suportat de client
2	0%	Cost facturat neachitat inca de client
3	45%	Procent de clienti care au platit integral
4	81%	Procent cumulativ de clienti care au platit integral
5	83%	Procent cumulativ de clienti care au platit integral
6	85%	Procent cumulativ de clienti care au platit integral
7	90%	Procent cumulativ de clienti care au platit integral
8	95%	Procent cumulativ de clienti care au platit integral
9	95%	Procent cumulativ de clienti care au platit integral

Datorii neachitate de 5% din clienti

**C Taxa colectata, inflatie, rata de schimb-conform act aditional la contractul de concesiune**

118,000 RON+ 1%, if >/= 12,336,000

**D CPI index (publicat pe site-ul oficial al Institutului de statistica)**

An	Indicele de inflatie CPI	An	Indicele de inflatie CPI
2008	7.9%	2020	2.6%
2009	5.6%	2021	5.1%
2010	6.1%	2022	3.0%
2011	5.8%	2023	3.0%
2012	3.3%	2024	3.0%
2013	4.0%	2025	3.0%
2014	1.1%	2026	3.0%
2015	-0.6%	2027	3.0%
2016	-1.5%	2028	3.0%
2017	1.3%	2029	3.0%
2018	4.6%	2030	3.0%
2019	3.8%		

**Inflatia cumulata (calculata)**

An	Cumulat	An	Cumulat
2008	1.00	2020	1.39
2009	1.00	2021	1.42
2010	1.06	2022	1.49
2011	1.12	2023	1.54
2012	1.19	2024	1.59
2013	1.22	2025	1.63
2014	1.27	2026	1.68
2015	1.29	2027	1.73
2016	1.28	2028	1.78
2017	1.26	2029	1.84
2018	1.28	2030	1.89
2019	1.34		



**E Rata de schimb lei in euro (pentru convertirea platilor dobanzilor si a taxelor de angajare imprumut)**

5/28/2007	0.3058	5/28/2013	0.2290	5/28/2019	0.2101	6/10/2029	0.2022
6/10/2007	0.3044	6/10/2013	0.2222	6/10/2019	0.2119	12/10/2029	0.2022
11/28/2007	0.2808	11/28/2013	0.2252	11/28/2019	0.2093	6/10/2030	0.2022
12/10/2007	0.2845	12/10/2013	0.2246	12/10/2019	0.2093	12/10/2030	0.2022
5/28/2008	0.2724	5/28/2014	0.2275	5/27/2020	0.2065		
6/10/2008	0.2728	6/10/2014	0.2277	6/9/2020	0.2067		
11/28/2008	0.2646	11/28/2014	0.2262	11/27/2020	0.2052		
12/10/2008	0.2572	12/10/2014	0.2253	12/10/2020	0.2054		
5/28/2009	0.2386	5/28/2015	0.2250	6/10/2021	0.2031		
6/10/2009	0.2381	6/10/2015	0.2238	12/10/2021	0.2021		
11/28/2009	0.2336	11/28/2015	0.2249	6/10/2022	0.2022		
12/10/2009	0.2361	12/10/2015	0.2221	12/10/2022	0.2022		
5/28/2010	0.2403	5/28/2016	0.2219	6/10/2023	0.2022		
6/10/2010	0.2369	6/10/2016	0.2216	12/10/2023	0.2022		
11/28/2010	0.2318	11/28/2016	0.2215	6/10/2024	0.2022		
12/10/2010	0.2326	12/10/2016	0.2223	12/10/2024	0.2022		
5/28/2011	0.2420	5/28/2017	0.2194	6/10/2025	0.2022		
6/10/2011	0.2406	6/10/2017	0.2192	12/10/2025	0.2022		
11/28/2011	0.2293	11/28/2017	0.2154	6/10/2026	0.2022		
12/10/2011	0.2304	12/10/2017	0.2159	12/10/2026	0.2022		
5/28/2012	0.2240	5/28/2018	0.2160	6/10/2027	0.2022		
6/10/2012	0.2242	6/10/2018	0.2147	12/10/2027	0.2022		
11/28/2012	0.2218	11/28/2018	0.2146	6/10/2028	0.2022		
12/10/2012	0.2205	12/10/2018	0.2151	12/10/2028	0.2022		



**F (Escrow Account) dobanda acordata de banca**  
 ROBID - bank defined reduction (fixed to end 2010)  
 (to be updated)

	2009	2010	2011	2012	2013	2014	2015	2016	2017	2018	2019	2020	2021	2022	2023	2024	2025	2026	2027	2028	2029	2030
Jan	14%	8%	4%	5%	6%	2%	0%	0%	0%	1%	3%	3%	1%	2%	6%	6%	6%	6%	6%	6%	6%	6%
Feb	14%	8%	6%	4%	5%	3%	0%	0%	0%	1%	3%	3%	1%	3%	6%	6%	6%	6%	6%	6%	6%	6%
Mar	14%	7%	4%	4%	5%	2%	1%	0%	0%	1%	3%	3%	1%	4%	6%	6%	6%	6%	6%	6%	6%	6%
Apr	13%	5%	5%	4%	4%	3%	1%	0%	0%	2%	3%	2%	1%	4%	6%	6%	6%	6%	6%	6%	6%	6%
May	10%	5%	4%	5%	4%	2%	1%	0%	0%	2%	3%	2%	1%	5%	6%	6%	6%	6%	6%	6%	6%	6%
June	10%	7%	4%	5%	4%	2%	1%	0%	0%	3%	3%	2%	1%	6%	6%	6%	6%	6%	6%	6%	6%	6%
July	6%	7%	4%	5%	4%	2%	1%	0%	0%	3%	3%	2%	1%	7%	6%	6%	6%	6%	6%	6%	6%	6%
Aug	9%	7%	6%	5%	3%	2%	1%	0%	0%	3%	2%	2%	1%	7%	6%	6%	6%	6%	6%	6%	6%	6%
Sept	9%	7%	6%	5%	3%	3%	1%	0%	1%	3%	3%	2%	1%	7%	6%	6%	6%	6%	6%	6%	6%	6%
Oct	8%	7%	6%	5%	2%	1%	0%	0%	1%	3%	3%	2%	2%	7%	6%	6%	6%	6%	6%	6%	6%	6%
Nov	8%	7%	6%	6%	1%	0%	0%	0%	2%	3%	3%	2%	2%	7%	6%	6%	6%	6%	6%	6%	6%	6%
Dec	8%	6%	5%	6%	1%	0%	0%	0%	1%	2%	3%	2%	2%	6%	6%	6%	6%	6%	6%	6%	6%	6%
Reducere	0.25	0.25	0.25	0.25	0.25	0.25	0.25	0.25	0.25	0.25	0.25	0.25	0.25	0.25	0.25	0.25	0.25	0.25	0.25	0.25	0.25	0.25
media jan-may	12.69%	6.14%	4.29%	4.02%	4.28%	1.92%	0.41%	-0.07%	0.03%	1.27%	2.58%	2.26%	1.09%	3.69%	6.21%	6.21%	6.21%	6.21%	6.21%	6.21%	6.21%	6.21%
iunie	9.58%	6.55%	3.93%	4.53%	3.89%	1.33%	0.43%	0.01%	0.02%	2.38%	2.50%	1.67%	0.96%	5.43%	6.21%	6.21%	6.21%	6.21%	6.21%	6.21%	6.21%	6.21%
media iulie-noiem	7.77%	6.43%	5.13%	4.97%	2.36%	1.20%	0.40%	0.00%	0.73%	2.63%	2.38%	1.55%	1.31%	6.70%	6.21%	6.21%	6.21%	6.21%	6.21%	6.21%	6.21%	6.21%
dec	7.75%	6.05%	4.97%	5.29%	1.13%	0.17%	0.01%	0.10%	1.24%	2.22%	2.55%	1.49%	2.24%	6.21%	6.21%	6.21%	6.21%	6.21%	6.21%	6.21%	6.21%	6.21%



	Sold initial (RON)	Alimentare cont escrow (RON)	Tragere BEI cf. estimare UIP (EUR)	Data	Serviciul datoriei (EUR)	Serviciul datoriei (RON)	Sold final lunar (RON)	Sold minim cont escrow (RON)	Volum apa uzata facturat anual (m3/an)	TMAU (RON/m3)	Estimare TMAU colectat lunar (RON/luna)
					Dobanda estimata (% p.a.)	Curs EUR/RON= 5.00					
									173.050.000	0,07	1.009.458
2019											1.009.458,33
Apr	-	-	-								
Jul	-	-	-								
Aug	-	-	-								
Sep	-	-	-								
Oct	-	-	-								
Nov	-	-	-								
Dec	-	79.646,52	-				79.646,52				
2020											
Jan	79.646,52	577.234,06	-				656.880,58				
Feb	656.880,58	727.080,60	5.000.000,00	20-Feb-20			1.383.961,18				
Mar	1.383.961,18	1.014.125,55	-				2.398.086,73				
Apr	2.398.086,73	947.602,69	-				3.345.689,42				
May	3.345.689,42	918.450,91	-	28-May-20	434,33	2.171,65	4.261.968,68	6.514,95			
Jun	4.261.968,68	1.012.481,17	-				5.274.449,85				
Jul	5.274.449,85	1.016.478,26	-				6.290.928,11				
Aug	6.290.928,11	974.296,36	-				7.265.224,47				
Sep	7.265.224,47	944.589,59	-				8.209.814,06				
Oct	8.209.814,06	971.688,98	-				9.181.503,04				
Nov	9.181.503,04	1.029.252,03	-	30-Nov-20	7.698,33	38.491,65	10.172.263,42	115.474,95			
Dec	10.172.263,42	937.796,35	-				11.110.059,77				
2021											
Jan	11.110.059,77	1.323.701,85	-				12.433.761,62				
Feb	12.433.761,62	970.746,32	-				13.404.507,94				
Mar	13.404.507,94	939.810,15	-				14.344.318,09				
Apr	14.344.318,09	1.026.966,74	-				15.371.284,83				
May	15.371.284,83	890.729,21	-	28-May-21	-	-	16.262.014,04				
Jun	16.262.014,04	947.560,74	20.000.000,00	2-Jun-21			17.209.574,78				
Jul	17.209.574,78	1.023.246,18	-				18.232.820,96				
Aug	18.232.820,96	1.007.819,92	-				19.240.640,88				
Sep	19.240.640,88	992.487,95	15.000.000,00	22-Sep-21			20.233.128,83				
Oct	20.233.128,83	1.044.940,36	-				20.666.487,94				
Nov	20.666.487,94	903.299,12	-	29-Nov-21	37.722,49	188.612,45	21.381.174,61	565.837,35			
Dec	21.381.174,61	981.276,48	-				22.362.451,09				
2022											
Jan	22.362.451,09	1.129.224,66	-				23.491.675,75				
Feb	23.491.675,75	928.121,05	-				24.419.796,80				
Mar	24.419.796,80	993.964,15	-				25.413.760,95				
Apr	25.413.760,95	1.065.108,03	-				26.478.868,98				
May	26.478.868,98	926.758,86	-	28-May-22	54.271,39	271.356,95	27.134.270,89	814.070,85			
Jun	27.134.270,89	1.071.146,92	-				28.205.417,81				
Jul	28.205.417,81	1.054.308,37	-				29.259.726,18				
Aug	29.259.726,18	1.087.996,60	-				30.347.722,78				
Sep	30.347.722,78	1.032.354,30	-				31.380.077,08				
Oct	31.380.077,08	1.056.757,06	-				32.436.834,14				
Nov	32.436.834,14	979.980,68	-	30-Nov-22	148.734,44	743.672,20	32.673.142,62	2.231.016,60			
Dec	32.673.142,62	1.009.458,33	-				34.502.747,00				
2023											
Jan	34.502.747,00	1.009.458,33	-				35.512.205,33				
Feb	35.512.205,33	1.009.458,33	-				36.521.663,67				
Mar	36.521.663,67	1.009.458,33	-				37.531.122,00				
Apr	37.531.122,00	1.009.458,33	-				38.540.580,33				
May	38.540.580,33	1.009.458,33	15.000.000,00	28-May-23	690.557,22	3.452.786,10	36.097.252,57	10.358.358,30			
Jun	36.097.252,57	1.009.458,33	-				37.106.710,90				
Jul	37.106.710,90	1.009.458,33	-				38.116.169,23				
Aug	38.116.169,23	1.009.458,33	-				39.125.627,57				
Sep	39.125.627,57	1.009.458,33	20.000.000,00	1-Sep-23			40.135.085,90				
Oct	40.135.085,90	1.009.458,33	-				41.144.544,23				
Nov	41.144.544,23	1.009.458,33	-	30-Nov-23	1.443.395,55	7.216.977,75	34.937.024,82	21.650.933,25			
Dec	34.937.024,82	1.009.458,33	-				35.946.483,15				
2024											
Jan	35.946.483,15	1.009.458,33	-				36.955.941,48				
Feb	36.955.941,48	1.009.458,33	-				37.965.399,82				
Mar	37.965.399,82	1.009.458,33	-				38.974.858,15				
Apr	38.974.858,15	1.009.458,33	-				39.984.316,48				
May	39.984.316,48	1.009.458,33	-	28-May-24	1.665.097,78	8.325.488,90	32.668.285,92	24.976.466,70			
Jun	32.668.285,92	1.009.458,33	-				33.677.744,25				
Jul	33.677.744,25	1.009.458,33	-				34.687.202,58				
Aug	34.687.202,58	1.009.458,33	-				35.696.660,92				
Sep	35.696.660,92	1.009.458,33	-				36.706.119,25				
Oct	36.706.119,25	1.009.458,33	-				37.715.577,58				
Nov	37.715.577,58	1.009.458,33	-	30-Nov-24	1.683.395,55	8.416.977,75	30.308.058,17	25.250.933,25			
Dec	30.308.058,17	1.009.458,33	-				31.317.516,50				
2025											
Jan	31.317.516,50	1.009.458,33	-				32.326.974,83				
Feb	32.326.974,83	1.009.458,33	-				33.336.433,17				
Mar	33.336.433,17	1.009.458,33	-				34.345.891,50				
Apr	34.345.891,50	1.009.458,33	-				35.355.349,83				
May	35.355.349,83	1.009.458,33	-	28-May-25	1.769.585,24	8.847.926,20	27.516.881,97	26.543.778,60			
Jun	27.516.881,97	1.009.458,33	-				28.526.340,30				
Jul	28.526.340,30	1.009.458,33	-				29.535.798,63				
Aug	29.535.798,63	1.009.458,33	-				30.545.256,97				
Sep	30.545.256,97	1.009.458,33	-				31.554.715,30				
Oct	31.554.715,30	1.009.458,33	-				32.564.173,63				
Nov	32.564.173,63	1.009.458,33	-	30-Nov-25	1.794.748,75	8.973.743,75	24.599.888,22	26.921.231,25			
Dec	24.599.888,22	1.009.458,33	-				25.609.346,55				
2026											
Jan	25.609.346,55	1.009.458,33	-				26.618.804,88				
Feb	26.618.804,88	1.009.458,33	-				27.628.263,22				
Mar	27.628.263,22	1.009.458,33	-				28.637.721,55				
Apr	28.637.721,55	1.009.458,33	-				29.647.179,88				
May	29.647.179,88	1.009.458,33	-	28-May-26	1.765.093,38	8.825.466,90	21.831.171,32	26.476.400,70			
Jun	21.831.171,32	1.009.458,33	-				22.840.629,65				
Jul	22.840.629,65	1.009.458,33	-				23.850.087,98				
Aug	23.850.087,98	1.009.458,33	-				24.859.546,32				
Sep	24.859.546,32	1.009.458,33	-				25.869.004,65				
Oct	25.869.004,65	1.009.458,33	-				26.878.462,98				
Nov	26.878.462,98	1.009.458,33	-	30-Nov-26	2.585.636,98	12.928.184,90	14.959.736,42	38.784.554,70			
Dec	14.959.736,42	1.009.458,33	-				15.969.194,75				
2027											
Jan	15.969.194,75	1.009.458,33	-				16.978.653,08				
Feb	16.978.653,08	1.009.458,33	-				17.988.111,42				
Mar	17.988.111,42	1.009.458,33	-				18.997.569,75				
Apr	18.997.569,75	1.009.458,33	-				20.007.028,08				
May	20.007.028,08	1.009.458,33	-	28-May-27	2.538.663,95	12.693.319,75	8.323.166,67	38.079.959,25			
Jun	8.323.166,67	1.009.458,33	-				9.332.625,00				
Jul	9.332.625,00	1									