

Amasa la HC 6M/15  
ME - 12/6/2015

Multiplicat 10 AUG 2015  
Semnatura.....

CONFORM CU ORIGINALUL

Serviciul Datoriei și Fluxul de Negocier în  
Terminat 02-08-2014

	30/11/2014	30/02/2015	30/05/2015	30/08/2015	30/11/2015	30/02/2016	30/05/2016	30/08/2016	30/11/2016	30/02/2017	30/05/2017	30/08/2017	30/11/2017	30/02/2018	30/05/2018	30/08/2018
Serviciul datoriei către BERD:																
Trageri, total	18.000.000	18.000.000	18.000.000	18.000.000	18.000.000	18.000.000	18.000.000	18.000.000	18.000.000	18.000.000	18.000.000	18.000.000	18.000.000	18.000.000	18.000.000	18.000.000
Taxa asupra ire instrument, total	0	0	0	0	0	0	0	0	0	0	0	0	0	0	0	0
Suport rambursabil	466.873	466.873	466.873	466.873	466.873	466.873	466.873	466.873	466.873	466.873	466.873	466.873	466.873	466.873	466.873	466.873
Dobândă aferentă plății	59.124,28	47.370,00	47.370,00	47.370,00	47.370,00	47.370,00	47.370,00	47.370,00	47.370,00	47.370,00	47.370,00	47.370,00	47.370,00	47.370,00	47.370,00	47.370,00
Total valoare scadență plății	526.000	514.243	514.243	514.243	514.243	514.243	514.243	514.243	514.243	514.243	514.243	514.243	514.243	514.243	514.243	514.243
Suma scadența (neto)	4.573.429	3.746.983	3.746.983	3.746.983	3.746.983	3.746.983	3.746.983	3.746.983	3.746.983	3.746.983	3.746.983	3.746.983	3.746.983	3.746.983	3.746.983	3.746.983
Fluxul datoriei către BEI:																
Suma rambursată	23.000.000	23.000.000	23.000.000	23.000.000	23.000.000	23.000.000	23.000.000	23.000.000	23.000.000	23.000.000	23.000.000	23.000.000	23.000.000	23.000.000	23.000.000	23.000.000
Dobândă aferentă	657.895	657.895	657.895	657.895	657.895	657.895	657.895	657.895	657.895	657.895	657.895	657.895	657.895	657.895	657.895	657.895
Total valoare scadență (BEI)	443.810	443.810	443.810	443.810	443.810	443.810	443.810	443.810	443.810	443.810	443.810	443.810	443.810	443.810	443.810	443.810
Valoare totală a Serviciului datoriei (Euro)	1.901.798	1.897.983	1.897.983	1.897.983	1.897.983	1.897.983	1.897.983	1.897.983	1.897.983	1.897.983	1.897.983	1.897.983	1.897.983	1.897.983	1.897.983	1.897.983
Valoare totală a Serviciului datoriei (RON)	1.901.798	1.897.983	1.897.983	1.897.983	1.897.983	1.897.983	1.897.983	1.897.983	1.897.983	1.897.983	1.897.983	1.897.983	1.897.983	1.897.983	1.897.983	1.897.983
Recuperarea sumelor de către PMB	4.838.468	4.838.468	4.838.468	4.838.468	4.838.468	4.838.468	4.838.468	4.838.468	4.838.468	4.838.468	4.838.468	4.838.468	4.838.468	4.838.468	4.838.468	4.838.468
Suma rambursată	0	0	0	0	0	0	0	0	0	0	0	0	0	0	0	0
Plăți totale/cumulative	0	0	0	0	0	0	0	0	0	0	0	0	0	0	0	0
Plăți totale	0	0	0	0	0	0	0	0	0	0	0	0	0	0	0	0
Comisia bancară	2.316.639	4.838.468	4.871.146	4.871.146	4.871.146	4.871.146	4.871.146	4.871.146	4.871.146	4.871.146	4.871.146	4.871.146	4.871.146	4.871.146	4.871.146	4.871.146
Incasări pe serviciile de apă uzată pe	5.797	12.086	5.812	12.103	5.812	12.103	5.812	12.103	5.812	12.103	5.812	12.103	5.812	12.103	5.812	12.103
Cumulat anul trecut	162.785.598	164.837.941	164.837.941	164.837.941	164.837.941	164.837.941	164.837.941	164.837.941	164.837.941	164.837.941	164.837.941	164.837.941	164.837.941	164.837.941	164.837.941	164.837.941
Anul trecut	52.346.629	2.122.943	2.122.943	2.122.943	2.122.943	2.122.943	2.122.943	2.122.943	2.122.943	2.122.943	2.122.943	2.122.943	2.122.943	2.122.943	2.122.943	2.122.943
Cumulat anul curent	32.989.167	0	0	0	0	0	0	0	0	0	0	0	0	0	0	0
Anul curent	32.989.167	0	0	0	0	0	0	0	0	0	0	0	0	0	0	0
Incasări m <sup>3</sup>	85.375.796	0	0	0	0	0	0	0	0	0	0	0	0	0	0	0
Rata 1	32.346.629	2.122.943	2.122.943	2.122.943	2.122.943	2.122.943	2.122.943	2.122.943	2.122.943	2.122.943	2.122.943	2.122.943	2.122.943	2.122.943	2.122.943	2.122.943
Rata 2	32.989.167	0	0	0	0	0	0	0	0	0	0	0	0	0	0	0
Incasări																
Plăți	4.368.790	0	0	0	0	0	0	0	0	0	0	0	0	0	0	0
Sold	2.332.431	4.838.468	4.838.468	4.838.468	4.838.468	4.838.468	4.838.468	4.838.468	4.838.468	4.838.468	4.838.468	4.838.468	4.838.468	4.838.468	4.838.468	4.838.468
Dobândă din Contul Escrow	27.372.473	25.531.209	25.531.209	25.531.209	25.531.209	25.531.209	25.531.209	25.531.209	25.531.209	25.531.209	25.531.209	25.531.209	25.531.209	25.531.209	25.531.209	25.531.209
Sold revizuit	377.636	0	0	0	0	0	0	0	0	0	0	0	0	0	0	0
Sold necesar	27.372.473	22.899.545	22.899.545	22.899.545	22.899.545	22.899.545	22.899.545	22.899.545	22.899.545	22.899.545	22.899.545	22.899.545	22.899.545	22.899.545	22.899.545	22.899.545
Sold revizuit/Sold necesar	7.181.240	7.216.005	7.173.594	7.023.948	7.023.948	7.023.948	7.023.948	7.023.948	7.023.948	7.023.948	7.023.948	7.023.948	7.023.948	7.023.948	7.023.948	7.023.948
Sold necesar - Sold revizuit	3.81	3.17	3.44	2.74	2.07	1.63	1.63	1.63	1.63	1.63	1.63	1.63	1.63	1.63	1.63	1.63
Sold conform extracului bancar	20.191.233	15.683.540	12.257.091	12.257.091	12.257.091	12.257.091	12.257.091	12.257.091	12.257.091	12.257.091	12.257.091	12.257.091	12.257.091	12.257.091	12.257.091	12.257.091
Taxă de colectare (incidență)																
Taxă de colectare (indexată)																



Decision Report

5/8/2015

3.



Multiplicat  
10 AUG. 2015  
semnătura

CONFIRM CU ORIGINALUL  
Serviciul Datoriei și Plății  
PRIMĂRIA MUNICIPIULUI BUCUREȘTI

	16/04/2013	28/11/2013	18/12/2013	28/02/2014	16/06/2014	28/11/2014	18/12/2014	28/02/2015	16/06/2015	28/11/2015	18/12/2015	28/02/2016	16/06/2016	28/11/2016	18/12/2016
Serviciul datoriei către BEI															
Taxa de plată	10,000,000	10,000,000	10,000,000	10,000,000	10,000,000	10,000,000	10,000,000	10,000,000	10,000,000	10,000,000	10,000,000	10,000,000	10,000,000	10,000,000	10,000,000
Taxa de plată	0	0	0	0	0	0	0	0	0	0	0	0	0	0	0
Suma rambursată	0	0	0	0	0	0	0	0	0	0	0	0	0	0	0
Dobândă aferentă plății	0	0	0	0	0	0	0	0	0	0	0	0	0	0	0
Total valoarea scadență (BERD)	0	0	0	0	0	0	0	0	0	0	0	0	0	0	0
Suma scadență (memo)	0	0	0	0	0	0	0	0	0	0	0	0	0	0	0
Serviciul datoriei către BEI															
Suma rambursată	25,000,000	25,000,000	25,000,000	25,000,000	25,000,000	25,000,000	25,000,000	25,000,000	25,000,000	25,000,000	25,000,000	25,000,000	25,000,000	25,000,000	25,000,000
Dobândă aferentă	657,895	657,895	657,895	657,895	657,895	657,895	657,895	657,895	657,895	657,895	657,895	657,895	657,895	657,895	657,895
Total valoarea scadență (BEI)	189,492	189,492	189,492	189,492	189,492	189,492	189,492	189,492	189,492	189,492	189,492	189,492	189,492	189,492	189,492
Suma scadență (memo)	847,587	847,587	847,587	847,587	847,587	847,587	847,587	847,587	847,587	847,587	847,587	847,587	847,587	847,587	847,587
Valoarea totală a Serviciului datoriei (euro)	847,587	847,587	847,587	847,587	847,587	847,587	847,587	847,587	847,587	847,587	847,587	847,587	847,587	847,587	847,587
Valoarea totală a Serviciului datoriei (RON)	3,762,099	3,762,099	3,762,099	3,762,099	3,762,099	3,762,099	3,762,099	3,762,099	3,762,099	3,762,099	3,762,099	3,762,099	3,762,099	3,762,099	3,762,099
Recuperarea sumelor de către PMB															
Suma rambursată	0	0	0	0	0	0	0	0	0	0	0	0	0	0	0
Plăți totală/cumulativă	0	0	0	0	0	0	0	0	0	0	0	0	0	0	0
Plăți totale	3,762,099	3,762,099	3,762,099	3,762,099	3,762,099	3,762,099	3,762,099	3,762,099	3,762,099	3,762,099	3,762,099	3,762,099	3,762,099	3,762,099	3,762,099
Condiționare bancare	9,465	9,465	9,465	9,465	9,465	9,465	9,465	9,465	9,465	9,465	9,465	9,465	9,465	9,465	9,465
Incasări pe servicii de apă uzată pe an															
Cumulat anul trecut	143,832,244	143,832,244	143,832,244	143,832,244	143,832,244	143,832,244	143,832,244	143,832,244	143,832,244	143,832,244	143,832,244	143,832,244	143,832,244	143,832,244	143,832,244
Anul trecut	1,892,330	1,892,330	1,892,330	1,892,330	1,892,330	1,892,330	1,892,330	1,892,330	1,892,330	1,892,330	1,892,330	1,892,330	1,892,330	1,892,330	1,892,330
Cumulat anul curent	96,392,837	96,392,837	96,392,837	96,392,837	96,392,837	96,392,837	96,392,837	96,392,837	96,392,837	96,392,837	96,392,837	96,392,837	96,392,837	96,392,837	96,392,837
Anul curent	26,369,245	26,369,245	26,369,245	26,369,245	26,369,245	26,369,245	26,369,245	26,369,245	26,369,245	26,369,245	26,369,245	26,369,245	26,369,245	26,369,245	26,369,245
Incasări m <sup>3</sup>	70,023,592	70,023,592	70,023,592	70,023,592	70,023,592	70,023,592	70,023,592	70,023,592	70,023,592	70,023,592	70,023,592	70,023,592	70,023,592	70,023,592	70,023,592
Rata 1	71,916,122	71,916,122	71,916,122	71,916,122	71,916,122	71,916,122	71,916,122	71,916,122	71,916,122	71,916,122	71,916,122	71,916,122	71,916,122	71,916,122	71,916,122
Rata 2	1,892,330	1,892,330	1,892,330	1,892,330	1,892,330	1,892,330	1,892,330	1,892,330	1,892,330	1,892,330	1,892,330	1,892,330	1,892,330	1,892,330	1,892,330
Plăți	3,955,506	3,955,506	3,955,506	3,955,506	3,955,506	3,955,506	3,955,506	3,955,506	3,955,506	3,955,506	3,955,506	3,955,506	3,955,506	3,955,506	3,955,506
Plăți	3,771,524	3,771,524	3,771,524	3,771,524	3,771,524	3,771,524	3,771,524	3,771,524	3,771,524	3,771,524	3,771,524	3,771,524	3,771,524	3,771,524	3,771,524
Sold	477,024	477,024	477,024	477,024	477,024	477,024	477,024	477,024	477,024	477,024	477,024	477,024	477,024	477,024	477,024
Dobândă din Contul Escrow	3,387	3,387	3,387	3,387	3,387	3,387	3,387	3,387	3,387	3,387	3,387	3,387	3,387	3,387	3,387
Sold revizuit	472,256	472,256	472,256	472,256	472,256	472,256	472,256	472,256	472,256	472,256	472,256	472,256	472,256	472,256	472,256
Sold necesar	3,771,520	3,771,520	3,771,520	3,771,520	3,771,520	3,771,520	3,771,520	3,771,520	3,771,520	3,771,520	3,771,520	3,771,520	3,771,520	3,771,520	3,771,520
Sold revizuit/Sold necesar	-0,23	-0,23	-0,23	-0,23	-0,23	-0,23	-0,23	-0,23	-0,23	-0,23	-0,23	-0,23	-0,23	-0,23	-0,23
Sold necesar - Sold revizuit	-4,958,467	-4,958,467	-4,958,467	-4,958,467	-4,958,467	-4,958,467	-4,958,467	-4,958,467	-4,958,467	-4,958,467	-4,958,467	-4,958,467	-4,958,467	-4,958,467	-4,958,467
Sold conform extrasului bancar															
Taxa de colectare (nelundeanță)															
Taxa de colectare (defecțioasă)															

5

-3-

PRIMĂRIA MUNICIPIULUI BUCUREȘTI  
DIRECȚIA UTILITĂȚI PUBLICE  
ROMANIA

PRIMĂRIA MUNICIPIULUI BUCUREȘTI  
DIRECȚIA UTILITĂȚI PUBLICE  
ROMANIA

Decision Report


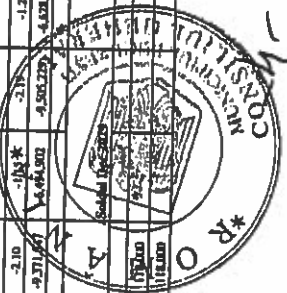
5/2015

Multiplicat **10 AUG. 2015**  
Somnătura.....

CONFORM CU  
ORIGINALUL

PRIMĂRIA MUNICIPIULUI BUCUREȘTI  
Serviciul Dațorilor  
Fianțier și Informatică

	2014/02/28	19/04/2015	19/07/2015	20/08/2015	19/08/2015	25/11/2015	20/02/2016	19/04/2016	20/11/2016
Suma rambursată	25.000,00	657,895	657,895	657,895	657,895	657,895	657,895	657,895	657,895
Suma rambursată	0	0	0	0	0	0	0	0	0
Suma scadență (BIE)	729,357	787,352	787,352	787,352	787,352	787,352	787,352	787,352	787,352
Valoarea totală a Serviciului datoriei (euro)	729,357	787,352	787,352	787,352	787,352	787,352	787,352	787,352	787,352
Valoarea totală a Serviciului datoriei (RON)	0	3.194,633	3.129,654	3.113,292	3.113,292	3.113,292	3.113,292	3.113,292	3.113,292
Recuperarea sumelor de către PMB	0	0	0	0	0	0	0	0	0
Suma rambursată	0	0	0	0	0	0	0	0	0
Plată totală/cumulativă	0	0	0	0	0	0	0	0	0
Plăți totale	0	3.194,633	3.129,654	3.113,292	3.113,292	3.113,292	3.113,292	3.113,292	3.113,292
Comisiune bancară	0	0	0	0	0	0	0	0	0
Incasări pe servicii de apă uzată pe m3	0	0	0	0	0	0	0	0	0
Cumulat anul trecut	141.939,715	141.939,715	141.939,715	141.939,715	141.939,715	141.939,715	141.939,715	141.939,715	141.939,715
Anul trecut	45.546,877	45.546,877	45.546,877	45.546,877	45.546,877	45.546,877	45.546,877	45.546,877	45.546,877
Cumulat anul curent	26.349,245	26.349,245	26.349,245	26.349,245	26.349,245	26.349,245	26.349,245	26.349,245	26.349,245
Anul curent	70.023,592	70.023,592	70.023,592	70.023,592	70.023,592	70.023,592	70.023,592	70.023,592	70.023,592
Incasări m3	71.916,122	71.916,122	71.916,122	71.916,122	71.916,122	71.916,122	71.916,122	71.916,122	71.916,122
Rata 1	1.892,530	1.892,530	1.892,530	1.892,530	1.892,530	1.892,530	1.892,530	1.892,530	1.892,530
Rata 2	26.349,245	26.349,245	26.349,245	26.349,245	26.349,245	26.349,245	26.349,245	26.349,245	26.349,245
Incasări (per m3)	2.876,645	2.876,645	2.876,645	2.876,645	2.876,645	2.876,645	2.876,645	2.876,645	2.876,645
Plăți	3.204,925	3.204,925	3.204,925	3.204,925	3.204,925	3.204,925	3.204,925	3.204,925	3.204,925
Sold	-2.311,539	-2.311,539	-2.311,539	-2.311,539	-2.311,539	-2.311,539	-2.311,539	-2.311,539	-2.311,539
Dobândă din Contul Escrow	0	0	0	0	0	0	0	0	0
Sold revizuit	-2.311,539	-2.311,539	-2.311,539	-2.311,539	-2.311,539	-2.311,539	-2.311,539	-2.311,539	-2.311,539
Sold necesar	3.204,925	3.204,925	3.204,925	3.204,925	3.204,925	3.204,925	3.204,925	3.204,925	3.204,925
Sold revizuit/Sold necesar	-1,77	-1,77	-1,77	-1,77	-1,77	-1,77	-1,77	-1,77	-1,77
Sold necesar - Sold revizuit	-5.376,464	-5.376,464	-5.376,464	-5.376,464	-5.376,464	-5.376,464	-5.376,464	-5.376,464	-5.376,464
Sold conform extrasului bancar	0	0	0	0	0	0	0	0	0
Taxă de colectare (neindexată)	0	0	0	0	0	0	0	0	0
Taxă de colectare (indexată)	0	0	0	0	0	0	0	0	0



Decision Report

*[Handwritten signature]*

**DATE FINANCIARE**

**A** Trageri - BEI  
Valoare Max Tragere - 10 milioane  
Valoare Min Tragere - 0 milioane  
Nr. Max Trageri - 8

Suma	Data
3.574,016.00	29-Mar-08
3.000,000.00	21-Apr-09
3.000,000.00	21-Aug-08
4.000,000.00	21-Aug-09
4.000,000.00	20-Oct-09
3.000,000.00	11-Mar-10
3.000,000.00	11-Jun-10
2.823,984.00	6-Dec-10
<b>25,000,000</b>	
<b>Total</b>	
<b>Sold</b>	
<b>0</b>	

**B** Trageri - BEED  
Valoare Max Tragere - 10 milioane  
Valoare Min Tragere - 0 milioane  
Nr. Max Trageri - 8

Trageri decontate	Rate fixe a	Actual
1	4.885%	Actual
2	4.284%	Actual
3	4.381%	Actual
4	4.142%	Actual
5	3.825%	Actual
6	3.400%	Actual
7	3.412%	Actual
8		Actual

Dobanda neacoperita

Data	Rate	Actual
11/28/2007	0.000%	Actual
11/28/2007	4.263%	Actual
11/28/2008	4.525%	Actual
11/28/2008	4.915%	Actual
11/28/2008	2.660%	Actual
11/28/2009	0.830%	Actual
11/28/2010	0.763%	Actual
11/28/2010	0.878%	Actual
11/28/2011	1.180%	Actual
11/28/2011	1.712%	Actual
11/28/2012	1.7%	Actual
11/28/2012	1.0%	Actual
11/28/2013	1.7%	Actual
11/28/2013	1.0%	Actual
11/28/2014	0.3%	Actual
11/28/2014	0.4%	Actual
5/28/2015	0.2%	Actual
11/28/2015	1.0%	Estimat
5/28/2016	1.0%	Estimat
11/28/2016	1.0%	Estimat
5/28/2017	1.0%	Estimat
11/28/2017	1.0%	Estimat
5/28/2018	1.0%	Estimat
11/28/2018	1.0%	Estimat
5/28/2019	1.0%	Estimat
11/28/2019	1.0%	Estimat
5/27/2020	1.0%	Estimat
11/27/2020	1.0%	Estimat

**CONFORM CU ORIGINALUL**

*[Signature]*

**B** Procentul de recuperare  
Aria proportia cumulata din suma facturata in a doua luna care a fost platita efectiv la sfarsitul fiecarei din lunile urmatoare.

Luna	Procentul de recuperare	Comentarii
1	0%	Cost suportat de client
2	0%	Cost facturat neachitat la data de client
3	45%	Procent de clienti care au platit integral
4	81%	Procent cumulativ de clienti care au platit integral
5	83%	Procent cumulativ de clienti care au platit integral
6	85%	Procent cumulativ de clienti care au platit integral
7	90%	Procent cumulativ de clienti care au platit integral
8	95%	Procent cumulativ de clienti care au platit integral
9	100%	Procent cumulativ de clienti care au platit integral


**C** Tauxa colectata, inflatie, rata de schimb-conform actiunii la constructia de concesiune

118,000 RON+	3%, 11 >=	12,338,000
--------------	-----------	------------

**D** CPI Index (publicat pe site-ul oficial al Institutului de statistica)

An	Indicele de inflatie CPI
2008	7.9%
2009	5.6%
2010	6.1%
2011	5.8%
2012	3.4%
2020	3.0%
2021	3.0%
2022	3.0%
2023	3.0%
2024	3.0%

Datorii neachitate de 3% din clienti



An	Cumulat	An	Cumulat
2008	1.00	2020	1.50
2009	1.00	2021	1.50
2010	1.06	2022	1.58
2011	1.12	2023	1.64
2012	1.19	2024	1.69

Multiplicat  
Semnătura.....  
10 AUG. 2015

CONFORM CU ORIGINALUL

2013	5.2%	2025	+3.0%
2014	1.0%	2026	3.0%
2015	3.5%	2027	3.0%
2016	3.5%	2028	3.0%
2017	3.5%	2029	3.0%
2018	3.0%	2030	3.0%
2019	3.0%	2031	3.0%

2013	5.2%	2025	+3.0%
2014	1.0%	2026	3.0%
2015	3.5%	2027	3.0%
2016	3.5%	2028	3.0%
2017	3.5%	2029	3.0%
2018	3.0%	2030	3.0%
2019	3.0%	2031	3.0%

Plan de servitii la casa (pentru construirea planșilor coborâtoare și a taxelor de sașare imprumut)

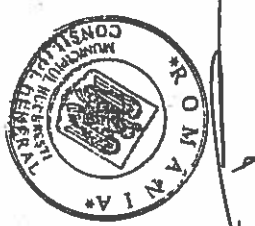
2007	2008	2009	2010	2011	2012	2013	2014	2015	2016	2017	2018	2019	2020	2021	2022	2023	2024	2025	2026	2027	2028	2029	2030	
5/28/2007	0.3058	5/28/2013	0.2280	5/28/2018	0.2253	6/10/2029	0.2253	6/10/2029	0.2253	6/10/2029	0.2253	6/10/2029	0.2253	6/10/2029	0.2253	6/10/2029	0.2253	6/10/2029	0.2253	6/10/2029	0.2253	6/10/2029	0.2253	6/10/2029
6/10/2007	0.3044	6/10/2013	0.2222	6/10/2018	0.2253	12/10/2029	0.2253	12/10/2029	0.2253	12/10/2029	0.2253	12/10/2029	0.2253	12/10/2029	0.2253	12/10/2029	0.2253	12/10/2029	0.2253	12/10/2029	0.2253	12/10/2029	0.2253	12/10/2029
11/28/2007	0.2808	11/28/2013	0.2252	11/28/2019	0.2253	6/10/2030	0.2253	6/10/2030	0.2253	6/10/2030	0.2253	6/10/2030	0.2253	6/10/2030	0.2253	6/10/2030	0.2253	6/10/2030	0.2253	6/10/2030	0.2253	6/10/2030	0.2253	6/10/2030
12/10/2007	0.2845	12/10/2013	0.2248	12/10/2019	0.2253	12/10/2030	0.2253	12/10/2030	0.2253	12/10/2030	0.2253	12/10/2030	0.2253	12/10/2030	0.2253	12/10/2030	0.2253	12/10/2030	0.2253	12/10/2030	0.2253	12/10/2030	0.2253	12/10/2030
5/28/2008	0.2724	5/28/2014	0.2275	5/27/2020	0.2253																			
6/10/2008	0.2728	6/10/2014	0.2271	6/9/2020	0.2253																			
11/28/2008	0.2646	11/28/2014	0.2262	11/27/2020	0.2253																			
12/10/2008	0.2572	12/10/2014	0.2253	12/10/2020	0.2253																			
5/28/2009	0.2366	5/28/2015	0.2253	6/10/2021	0.2253																			
6/10/2009	0.2381	6/10/2015	0.2253	12/10/2021	0.2253																			
11/28/2009	0.2351	12/10/2015	0.2253	6/10/2022	0.2253																			
12/10/2009	0.2351	12/10/2015	0.2253	6/10/2022	0.2253																			
5/28/2010	0.2403	5/28/2016	0.2253	6/10/2023	0.2253																			
6/10/2010	0.2368	6/10/2016	0.2253	12/10/2023	0.2253																			
11/28/2010	0.2318	11/28/2016	0.2253	6/10/2024	0.2253																			
12/10/2010	0.2328	12/10/2016	0.2253	12/10/2024	0.2253																			
5/28/2011	0.2420	5/28/2017	0.2253	6/10/2025	0.2253																			
6/10/2011	0.2406	6/10/2017	0.2253	12/10/2025	0.2253																			
11/28/2011	0.2383	11/28/2017	0.2253	6/10/2026	0.2253																			
12/10/2011	0.2384	12/10/2017	0.2253	12/10/2026	0.2253																			
5/28/2012	0.2240	5/28/2018	0.2253	6/10/2027	0.2253																			
6/10/2012	0.2242	6/10/2018	0.2253	12/10/2027	0.2253																			
11/28/2012	0.2218	11/28/2018	0.2253	6/10/2028	0.2253																			
12/10/2012	0.2205	12/10/2018	0.2253	12/10/2028	0.2253																			

(Ezrow Account) dobanda acordata de banca  
ROBID - bank defined reduction (fixed to end 2010)  
(to be updated)

	2008	2010	2011	2012	2013	2014	2015	2016	2017	2018	2019	2020	2021	2022	2023	2024	2025	2026	2027	2028	2029	2030	
Jan	14%	8%	6%	6%	6%	3%	1%	1%	1%	1%	1%	1%	1%	1%	1%	1%	1%	1%	1%	1%	1%	1%	
Feb	14%	6%	6%	6%	6%	3%	1%	1%	1%	1%	1%	1%	1%	1%	1%	1%	1%	1%	1%	1%	1%	1%	1%
Mar	14%	7%	6%	6%	6%	3%	1%	1%	1%	1%	1%	1%	1%	1%	1%	1%	1%	1%	1%	1%	1%	1%	1%
Apr	13%	5%	6%	6%	6%	3%	1%	1%	1%	1%	1%	1%	1%	1%	1%	1%	1%	1%	1%	1%	1%	1%	1%
May	10%	5%	6%	6%	6%	2%	1%	1%	1%	1%	1%	1%	1%	1%	1%	1%	1%	1%	1%	1%	1%	1%	1%
June	10%	7%	6%	6%	6%	2%	1%	1%	1%	1%	1%	1%	1%	1%	1%	1%	1%	1%	1%	1%	1%	1%	1%
July	6%	7%	6%	6%	6%	2%	1%	1%	1%	1%	1%	1%	1%	1%	1%	1%	1%	1%	1%	1%	1%	1%	1%
Aug	6%	7%	6%	6%	6%	2%	1%	1%	1%	1%	1%	1%	1%	1%	1%	1%	1%	1%	1%	1%	1%	1%	1%
Sept	6%	7%	6%	6%	6%	2%	1%	1%	1%	1%	1%	1%	1%	1%	1%	1%	1%	1%	1%	1%	1%	1%	1%
Oct	6%	7%	6%	6%	6%	2%	1%	1%	1%	1%	1%	1%	1%	1%	1%	1%	1%	1%	1%	1%	1%	1%	1%
Nov	6%	7%	6%	6%	6%	2%	1%	1%	1%	1%	1%	1%	1%	1%	1%	1%	1%	1%	1%	1%	1%	1%	1%
Dec	6%	6%	6%	6%	6%	1%	1%	1%	1%	1%	1%	1%	1%	1%	1%	1%	1%	1%	1%	1%	1%	1%	1%
Reduceri	0.25	0.25	0.25	0.25	1	0.25	0.25	0.25	0.25	0.25	0.25	0.25	0.25	0.25	0.25	0.25	0.25	0.25	0.25	0.25	0.25	0.25	0.25

media jan-may	12.69%	6.14%	5.80%	5.80%	5.80%	2.52%	1.02%	1.02%	1.02%	1.02%	1.02%	1.02%	1.02%	1.02%	1.02%	1.02%	1.02%	1.02%	1.02%	1.02%	1.02%	1.02%	1.02%
media iulie-noiembrie	9.59%	6.55%	5.80%	5.80%	5.80%	1.85%	1.02%	1.02%	1.02%	1.02%	1.02%	1.02%	1.02%	1.02%	1.02%	1.02%	1.02%	1.02%	1.02%	1.02%	1.02%	1.02%	1.02%
media iulie-noiembrie	7.77%	6.43%	5.80%	5.80%	5.80%	1.54%	1.02%	1.02%	1.02%	1.02%	1.02%	1.02%	1.02%	1.02%	1.02%	1.02%	1.02%	1.02%	1.02%	1.02%	1.02%	1.02%	1.02%
dec	7.75%	6.05%	5.80%	5.80%	5.80%	1.02%	1.02%	1.02%	1.02%	1.02%	1.02%	1.02%	1.02%	1.02%	1.02%	1.02%	1.02%	1.02%	1.02%	1.02%	1.02%	1.02%	1.02%

Comisia de batucare  
0.25% din plățile efectuate



Handwritten signature or mark.

-6-

Handwritten mark.

Date intrare

	2001	2002	2003	2004	2005	2006	2007	2008	2009	2010	2011	2012	2013	2014
Populația Municipiului București	1,996,814	1,934,449	1,929,615	1,927,559	1,924,959	1,922,072	1,919,477	1,916,885	1,914,298	1,911,000	2,104,920	2,120,141	2,107,828	2,109,699
Populația conectată la rețeaua de canalizare	83.7%	86.0%	86.2%	86.1%	86.3%	86.4%	86.7%	87.0%	98.0%	98.0%	81.5%	82.1%	81.8%	81.5%
Consumul mediu anual de apă pe cap de locuitor (l/zb)	254	228	185	163	145	185	185	185	194	190	163	158	153	148
Procentul de apă care se introduce în canalizare	100%	100%	100%	100%	100%	100%	100%	100%	100%	100%	95%	99%	97%	95%
Volumul de apă industrială facturat (milioane m <sup>3</sup> )	143.4	128	108.3	96.8	85.7	80	75	70	65	60	17	15.8	14.73	15.28
Volumul de apă uzată din comunitățile invectiveale (milioane m <sup>3</sup> pe an)	0	0	0	0	0	0	0	0	0	0	3.99	4.1	2.524	5.8
Volumul lunar de apă uzată						15,883,384	15,486,234	15,089,015	16,335,055	15,674,846	14,417,000	9,510,657	8,880,005	8,525,782
						181,068,178	196,020,659	188,098,152	173,004,000	114,127,887	106,560,065	14,541,666.67	14,461,222.92	14,454,166.67

Valori lunare

	2009	2010	2011	2012	2013	2014	2015	2016	2017	2018	2019	2020	2021	2022
Jan	175,616,777	182,496,425	178,966,268	192,269,563	173,534,675	176,717,396	171,699,999	107,402,362	151,402,362	151,402,362	151,402,362	151,402,362	151,402,362	151,402,362
Feb	48,630,810	60,494,717	58,364,741	74,405,560	57,170,520	60,854,971	57,384,775	35,800,787	50,467,454	50,467,454	50,467,454	50,467,454	50,467,454	50,467,454
Mar	146,198,605	152,360,407	148,524,647	163,503,757	145,091,956	146,433,682	143,121,193	89,501,968	126,168,635	126,168,635	126,168,635	126,168,635	126,168,635	126,168,635
Apr														
May														
June														
July														
Aug														
Sept														
Oct														
Nov														
Dec														
Total														

CONFORM CU ORIGINALUL

*[Handwritten signature]*



Multiplicat  
10 AUG. 2015  
Semnătura.....

