

DATE FINANCIARE

A Trageri - BEI

Valoare Max Tragere - 25 milioane
Valoare minima Tragere - 3 milioane
Nr. Max Trageri - 8

	Suma	Data
1	3.574.016.00	29-May-08
2	3.600.000.00	23-Apr-09
3	3.000.000.00	21-Aug-09
4	4.000.000.00	20-Oct-09
5	5.000.000.00	11-Mar-10
6	3.000.000.00	11-Jun-10
7	2.825.984.00	6-Dec-10
8		
Total Sold	25.000.000	0

B Trageri - BERD

Valoare Max Tragere - 10 milioane
Valoare Min Tragere - 0.5 milioane

	Suma	Data
1	3.790.756.50	21-Jun-07
2	424.167.00	15-Mar-08
3	265.717.78	22-Aug-08
4	214.565.57	17-Oct-08
5	11.358.99	27-Mar-09
6	105.006.25	31-Jul-09
7	10.858.67	16-Sep-09
8	25.680.90	5-Oct-09
9	25.795.95	4-Nov-09
10	18.706.10	18-Jan-10
11	160.541.29	22-Jan-10
12	1.209.501.68	15-Mar-10
13	476.825.77	6-May-10
14	237.764.15	1-Jun-10
15	662.693.94	9-Jul-10
16	360.988.78	19-Aug-10
17	218.996.76	16-Sep-10
18	565.021.62	16-Nov-10
19	225.587.72	22-Nov-10
20	198.957.08	10-Dec-10
21	129.259.26	31-Jan-11
22	137.832.38	18-Mar-11
23	410.782.41	18-Mar-11
24	112.633.45	20-Apr-11
25		
26		
27		
28		
29		
30		
Total Sold	10.000.000.00	

Rata dobânzii BEI


Dobanda necapitalizata		
Trageria	Rata fixa a dobânzii	
1	4.685%	Actual
2	4.284%	Actual
3	4.381%	Actual
4	4.142%	Actual
5	3.923%	Actual
6	3.400%	Actual
7	3.412%	Actual
8		Actual

Rata dobânzii BERD

Dobanda calculata pe valoarea totala scadenta cu o zi inainte de plata
Dobanda semi-anuala calculata 180/360 x dobanda anuala
Perioada de gratie nescutita de dobanda

Date	Rata dobânzii	
28/05/2007	0.500%	
28/11/2007	4.253%	Actual
28/05/2008	4.525%	Actual
28/11/2008	4.915%	Actual
28/05/2009	2.660%	Actual
28/11/2009	0.830%	Actual
28/05/2010	0.763%	Actual
28/11/2010	0.876%	Actual
28/05/2011	1.180%	Actual
28/11/2011	1.712%	Actual
28/05/2012	1.7%	Actual
28/11/2012	1.0%	Actual
28/05/2013	1.7%	Actual
28/11/2013	1.0%	Actual
28/05/2014	0.3%	Actual
28/11/2014	0.4%	Actual
28/05/2015	0.2%	Actual
28/11/2015	0.1%	Actual
28/05/2016	0.0%	Actual
28/11/2016	-0.1%	Actual
28/05/2017	1.0%	Actual
28/11/2017	1.0%	Actual
28/05/2018	1.0%	Actual
28/11/2018	1.0%	Actual
28/05/2019	1.0%	Actual
28/11/2019	1.0%	Estimat
27/05/2020	1.0%	Estimat
27/11/2020	1.0%	Estimat

ANEXA 1 la
HC 6MB nr. 48 / 29.01.2020



B Procentul de recuperare

Arata proportia cumulata din suma facturata in a doua luna care a fost platita efectiv la sfarsitul fiecareia din lunile urmatoare.

Luna	Procentul de recuperare	Comentarii
1	0%	Cost suportat de client
2	0%	Cost facturat neachitat inca de client
3	45%	Procent de clienti care au platit integral
4	81%	Procent cumulativ de clienti care au platit integral
5	83%	Procent cumulativ de clienti care au platit integral
6	85%	Procent cumulativ de clienti care au platit integral
7	90%	Procent cumulativ de clienti care au platit integral
8	95%	Procent cumulativ de clienti care au platit integral
9	95%	Procent cumulativ de clienti care au platit integral

Datorii neachitate de 5% din clienti

C Taxa colectata, inflatie, rata de schimb-conform act aditional la contractul de concesiune

118,000 RON+ 1%, if >= 12,336,000

D CPI index (publicat pe site-ul oficial al Institutului de statistica)

An	Indicele de inflatie CPI	An	Indicele de inflatie CPI
2008	7.9%	2020	3.0%
2009	5.6%	2021	3.0%
2010	6.1%	2022	3.0%
2011	5.8%	2023	3.0%
2012	3.3%	2024	3.0%
2013	4.0%	2025	3.0%
2014	1.1%	2026	3.0%
2015	-0.6%	2027	3.0%
2016	-1.5%	2028	3.0%
2017	1.3%	2029	3.0%
2018	4.6%	2030	3.0%
2019	1.5%		

Inflatia cumulata (calculata)

An	Cumulat	An	Cumulat
2008	1.00	2020	1.36
2009	1.00	2021	1.40
2010	1.06	2022	1.44
2011	1.12	2023	1.48
2012	1.19	2024	1.53
2013	1.22	2025	1.57
2014	1.27	2026	1.62
2015	1.29	2027	1.67
2016	1.28	2028	1.72
2017	1.26	2029	1.77
2018	1.28	2030	1.82
2019	1.34		




Intocmit,
Adina Gluta

E Rata de schimb lei in euro (pentru convertirea platilor dobanzilor si a taxelor de angajare imprumut)

28/05/2007	0.3058	28/05/2013	0.2290	28/05/2019	0.2101	10/06/2029	0.2119
10/06/2007	0.3044	10/06/2013	0.2222	10/06/2019	0.2119	10/12/2029	0.2119
28/11/2007	0.2808	28/11/2013	0.2252	28/11/2019	0.2119	10/06/2030	0.2119
10/12/2007	0.2845	10/12/2013	0.2246	10/12/2019	0.2119	10/12/2030	0.2119
28/05/2008	0.2724	28/05/2014	0.2275	27/05/2020	0.2119		
10/06/2008	0.2728	10/06/2014	0.2277	09/06/2020	0.2119		
28/11/2008	0.2646	28/11/2014	0.2262	27/11/2020	0.2119		
10/12/2008	0.2572	10/12/2014	0.2253	10/12/2020	0.2119		
28/05/2009	0.2386	28/05/2015	0.2250	10/06/2021	0.2119		
10/06/2009	0.2381	10/06/2015	0.2238	10/12/2021	0.2119		
28/11/2009	0.2336	28/11/2015	0.2249	10/06/2022	0.2119		
10/12/2009	0.2361	10/12/2015	0.2221	10/12/2022	0.2119		
28/05/2010	0.2403	28/05/2016	0.2219	10/06/2023	0.2119		
10/06/2010	0.2369	10/06/2016	0.2216	10/12/2023	0.2119		
28/11/2010	0.2318	28/11/2016	0.2215	10/06/2024	0.2119		
10/12/2010	0.2326	10/12/2016	0.2223	10/12/2024	0.2119		
28/05/2011	0.2420	28/05/2017	0.2194	10/06/2025	0.2119		
10/06/2011	0.2406	10/06/2017	0.2192	10/12/2025	0.2119		
28/11/2011	0.2293	28/11/2017	0.2154	10/06/2026	0.2119		
10/12/2011	0.2304	10/12/2017	0.2159	10/12/2026	0.2119		
28/05/2012	0.2240	28/05/2018	0.2160	10/06/2027	0.2119		
10/06/2012	0.2242	10/06/2018	0.2147	10/12/2027	0.2119		
28/11/2012	0.2218	28/11/2018	0.2146	10/06/2028	0.2119		
10/12/2012	0.2205	10/12/2018	0.2151	10/12/2028	0.2119		

**F (Escrow Account) dobanda acordata de banca
ROBID - bank defined reduction (fixed to end 2010)
(to be updated)**

	2009	2010	2011	2012	2013	2014	2015	2016	2017	2018	2019	2020	2021	2022	2023	2024	2025	2026	2027	2028	2029	2030
Jan	14%	8%	4%	5%	6%	2%	0%	0%	0%	1%	3%	2%	2%	2%	2%	2%	2%	2%	2%	2%	2%	2%
Feb	14%	8%	6%	4%	5%	3%	0%	0%	0%	1%	3%	2%	2%	2%	2%	2%	2%	2%	2%	2%	2%	2%
Mar	14%	7%	4%	4%	5%	2%	1%	0%	0%	1%	3%	2%	2%	2%	2%	2%	2%	2%	2%	2%	2%	2%
Apr	13%	5%	5%	4%	4%	3%	1%	0%	0%	2%	3%	2%	2%	2%	2%	2%	2%	2%	2%	2%	2%	2%
May	10%	5%	4%	5%	4%	2%	1%	0%	0%	2%	3%	2%	2%	2%	2%	2%	2%	2%	2%	2%	2%	2%
June	10%	7%	4%	5%	4%	2%	1%	0%	0%	3%	3%	2%	2%	2%	2%	2%	2%	2%	2%	2%	2%	2%
July	6%	7%	4%	5%	4%	2%	1%	0%	0%	3%	3%	2%	2%	2%	2%	2%	2%	2%	2%	2%	2%	2%
Aug	9%	7%	6%	5%	3%	2%	1%	0%	0%	3%	2%	2%	2%	2%	2%	2%	2%	2%	2%	2%	2%	2%
Sept	9%	7%	6%	5%	3%	3%	1%	0%	1%	3%	2%	2%	2%	2%	2%	2%	2%	2%	2%	2%	2%	2%
Oct	8%	7%	6%	5%	2%	1%	0%	0%	1%	3%	2%	2%	2%	2%	2%	2%	2%	2%	2%	2%	2%	2%
Nov	8%	7%	6%	6%	1%	0%	0%	0%	2%	3%	2%	2%	2%	2%	2%	2%	2%	2%	2%	2%	2%	2%
Dec	8%	6%	5%	6%	1%	0%	0%	0%	1%	2%	2%	2%	2%	2%	2%	2%	2%	2%	2%	2%	2%	2%
Reducere	0.25	0.25	0.25	0.25	0.25	0.25	0.25	0.25	0.25	0.25	0.25	0.25	0.25	0.25	0.25	0.25	0.25	0.25	0.25	0.25	0.25	0.25
media jan-may	12.69%	6.14%	4.29%	4.02%	4.28%	1.92%	0.41%	-0.07%	0.03%	1.27%	2.58%	2.22%	2.22%	2.22%	2.22%	2.22%	2.22%	2.22%	2.22%	2.22%	2.22%	2.22%
iunie	9.58%	6.55%	3.93%	4.53%	3.89%	1.33%	0.43%	0.01%	0.02%	2.38%	2.50%	2.22%	2.22%	2.22%	2.22%	2.22%	2.22%	2.22%	2.22%	2.22%	2.22%	2.22%
media iulie-noiembrie	7.77%	6.43%	5.13%	4.97%	2.36%	1.20%	0.40%	0.00%	0.73%	2.63%	2.24%	2.22%	2.22%	2.22%	2.22%	2.22%	2.22%	2.22%	2.22%	2.22%	2.22%	2.22%
dec	7.75%	6.05%	4.97%	5.29%	1.13%	0.17%	0.01%	0.10%	1.24%	2.22%	2.22%	2.22%	2.22%	2.22%	2.22%	2.22%	2.22%	2.22%	2.22%	2.22%	2.22%	2.22%



[Handwritten signature]

[Handwritten signature]

Intocmit: Adina Gluta

[Handwritten signature]



Date intrare

	2010	2011	2012	2013	2014	2015	2016	2017	2018	2019	2020
Populatia Municipiului Bucuresti	1,911,000	2,104,920	2,120,141	2,107,828	2,109,699	2,107,465	2,104,920	2,106,474	2,104,643	2,115,597	2,135,257
Populatia conectata la retea de canalizare	98.0%	81.5%	82.1%	81.8%	81.5%	81.5%	81.5%	83.1%	83.1%	83.2%	83.2%
Consumul mediu anual de apa pe cap de locuitor (l/hd)	190	163	158	153	148	149	148	149	146	142.1	142.1
Procentul de apa care se intoarce in canalizare	100%	95%	99%	97%	95%	95%	95%	95%	95%	93%	93%
Volumul de apa industriala facturata (milioane m3)	60	17	15.8	14.73	15.28	16.84	16	15.4	18.04	19.71	19.71
Volumul de apa uzata din comunitatile invecinate (milioane m3 pe an)	0	3.99	4.1	2.524	5.8	6.18	6.3	6.3	6.95	7.92	0
Volumul lunar de apa uzata	15,674,846	14,417,000	9,510,657	8,880,005	8,525,782	8,697,054	8,569,354	8,715,852	8,779,873	8,620,879	8,685,728
	188,098,152	173,004,000	114,127,887	106,560,065	102,309,388	104,364,644	102,832,244	104,590,220	105,358,479	103,450,548	104,228,739
	14,913,856	14,913,856	16,022,464	14,461,223	14,454,167	14,308,333	14,339,167	14,000,000	14,286,666.67	14,337,500.00	13,641,666.67



Valori lunare

	2018	2019	2020	2021	2022	2023	2024	2025	2026	2027	2028
Jan	8,072,908	13,176,319	13,641,667	8,804,063	8,804,063	8,804,063	8,804,063	8,804,063	8,804,063	8,804,063	8,804,063
Feb	9,508,693	15,262,707	13,641,667	8,804,063	8,804,063	8,804,063	8,804,063	8,804,063	8,804,063	8,804,063	8,804,063
Mar	1,149,347	14,578,638	13,641,667	8,804,063	8,804,063	8,804,063	8,804,063	8,804,063	8,804,063	8,804,063	8,804,063
Apr	14,141,601	12,986,438	13,641,667	8,804,063	8,804,063	8,804,063	8,804,063	8,804,063	8,804,063	8,804,063	8,804,063
May	15,274,372	14,209,213	13,641,667	8,804,063	8,804,063	8,804,063	8,804,063	8,804,063	8,804,063	8,804,063	8,804,063
June	15,178,815	12,936,112	13,641,667	8,804,063	8,804,063	8,804,063	8,804,063	8,804,063	8,804,063	8,804,063	8,804,063
July	15,134,473	16,586,887	13,641,667	8,804,063	8,804,063	8,804,063	8,804,063	8,804,063	8,804,063	8,804,063	8,804,063
Aug	14,740,421	14,300,000	13,641,667	8,804,063	8,804,063	8,804,063	8,804,063	8,804,063	8,804,063	8,804,063	8,804,063
Sept	13,243,789	14,300,000	13,641,667	8,804,063	8,804,063	8,804,063	8,804,063	8,804,063	8,804,063	8,804,063	8,804,063
Oct	15,916,056	14,300,000	13,641,667	8,804,063	8,804,063	8,804,063	8,804,063	8,804,063	8,804,063	8,804,063	8,804,063
Nov	13,696,981	14,300,000	13,641,667	8,804,063	8,804,063	8,804,063	8,804,063	8,804,063	8,804,063	8,804,063	8,804,063
Dec	13,585,027	14,300,000	13,641,667	8,804,063	8,804,063	8,804,063	8,804,063	8,804,063	8,804,063	8,804,063	8,804,063
Total	149,642,483	171,236,314	163,700,004	105,648,757	105,648,757	105,648,757	105,648,757	105,648,757	105,648,757	105,648,757	105,648,757
	32,872,549	56,004,102	54,566,668	35,216,252	35,216,252	35,216,252	35,216,252	35,216,252	35,216,252	35,216,252	35,216,252
	122,360,475	142,636,314	136,416,670	88,040,631	88,040,631	88,040,631	88,040,631	88,040,631	88,040,631	88,040,631	88,040,631



Intocmit: Adriana Clita
Rb



Serviciul Datoriei și Fluxul de Numerar in
contul Escrow

Termene de Plata		10/12/2017	28/05/2018	10/06/2018	28/11/2018	10/12/2018	28/05/2019	10/06/2019	28/11/2019	10/12/2019	27/05/2020	09/06/2020	27/11/2020	10/12/2020	28/05/2021	10/06/2021	28/11/2021	10/12/2021	28/05/2022
Serviciul datoriei către BERD																			
Trageri, total	Euro		10,000,000		10,000,000		10,000,000		10,000,000		10,000,000		10,000,000		10,000,000		10,000,000		10,000,000
Taxa angajare imprumut, total	Euro		0		0		0		0		0		0		0		0		0
Sumă rambursată	Euro		466.873		466.873		466.873		466.873		466.873		466.873						
Dobândă aferentă plății	Euro		17.391		14.584		11.680		11.597		11.485		5.710		0		0		0
Total valoare scadentă (BERD)	Euro		484,264		481,457		478,553		478,470		478,358		472,583		0		0		0
Suma scadenta (memo)	Euro		0		0		0		0		0		0						
Serviciul datoriei către BEI																			
Tragere, total	Euro	25,000,000		25,000,000		25,000,000		25,000,000		25,000,000		25,000,000		25,000,000		25,000,000		25,000,000	
Sumă rambursată	Euro	657.895		657.895		657.895		657.895		657.895		657.895		657.895		657.895		657.895	
Dobândă aferentă	Euro	345.853		328.666		317.031		299.843		288.208		270.061		261.974		244.192		233.343	
Total valoare scadentă (BEI)	Euro	1,003,748		986,560		974,926		957,738		946,103		927,956		919,869		902,087		891,238	
Valoare totală a Serviciului datoriei (euro)																			
	Euro	1,003,748	484,264	986,560	481,457	974,926	478,553	957,738	478,470	946,103	478,358	927,956	472,583	919,869	0	902,087	0	891,238	0
Valoare totală a Serviciului datoriei (Ron)																			
	RON	4,648,859	2,241,560	4,595,596	2,255,626	4,602,253	2,277,962	4,614,709	2,257,901	4,464,661	2,257,373	4,379,025	2,230,120	4,340,860	0	4,256,947	0	4,205,752	0
Recuperarea sumelor de către PMB																			
Sumă rambursată	RON	0		0		0		0		0		0		0		0		0	
Plată totală/cumulativă	RON	0		0		0		0		0		0		0		0		0	
ANB costuri de operare (în perioada probe)																			
	RON	0	0	0	0	0	0	0	0	0	0	0	0	0	0	0	0	0	0
ANB costuri de operare (în perioada probe)																			
	RON	0	0	0	0	0	0	0	0	0	0	0	0	0	0	0	0	0	0
Plăți totale	RON	4,648,859.71	2,251,343.06	4,679,473.26	2,255,626.31	4,602,252.57	2,277,961.75	4,614,709.14	2,257,900.54	4,464,661.15	2,257,373.02	4,379,025.22	2,230,119.69	4,340,859.97	0.00	4,256,947.35	0.00	4,205,752.33	0.00
Comisioane bancare	RON	46	23	47	23	46	23	46	23	45	23	44	22	43	0	43	0	42	0
Încasări pe serviciile de apă uzată pe m3																			
Cumulat anul trecut	m ³		159,051,206		161,131,831		140,117,007		142,160,359		160,529,498		162,674,498		153,468,754		155,515,004		99,045,710
Anul trecut	m ³		50,816,144		2,080,625		51,778,099		2,043,352		51,756,498		2,145,000		49,246,418		2,046,250		31,782,668
Cumulat anul curent	m ³	0	18,681,467	0	88,338,908	0	30,167,356	0	108,773,000	0	28,511,084	0	104,222,336	0	18,400,492	0	67,263,042	0	18,400,492
Anul curent	m ³	0	18,681,467	0	69,657,442	0	30,167,356	0	78,605,644	0	28,511,084	0	75,711,252	0	18,400,492	0	48,862,550	0	18,400,492
Încasări m ³	m ³	0	69,497,610	0	71,738,067	0	81,945,455	0	80,648,996	0	80,267,582	0	77,856,252	0	67,646,910	0	50,908,800	0	50,183,160
Rata 1	m ³		50,816,144		2,080,625		51,778,099		2,043,352		51,756,498		2,145,000		49,246,418		2,046,250		31,782,668
Rata 2	m ³		18,681,467		71,738,067		30,167,356		80,648,996		28,511,084		77,856,252		18,400,492		50,908,800		18,400,492
Tarif	RON		0.0900	de la Jan 2018			0.0900	de la Jan 2019			0.0900	de la Jan 2020			0.0900	de la Jan 2021			0.0900
	(per m ³)																		
Încasări	RON	0	5,788,745	0	6,456,426	0	7,375,091	0	7,258,410	0	7,224,082	0	7,007,063	0	6,088,222	0	4,581,792	0	4,516,484
Plati	RON	4,648,905	2,251,366	4,679,520	2,255,649	4,602,299	2,277,985	4,614,755	2,257,923	4,464,706	2,257,396	4,379,069	2,230,142	4,340,903	0	4,256,990	0	4,205,794	0
Sold	RON	2,267,547	5,675,362	995,842	5,196,619	594,320	7,827,290	3,212,535	8,213,022	3,748,316	8,715,003	4,335,934	9,177,432	4,836,528	10,924,750	6,667,760	11,249,552	7,043,758	11,560,242
	RON	2,137,982.00	Soldul Dec 2017			2,730,184.00	Soldul Dec 2018												Soldul Dec 2021

Lucretia: Adina Glus
Ah



Serviciul Datoriei și Fluxul de Numerar in
contul Escrow

Termene de Plata		10/06/2022	28/11/2022	10/12/2022	28/05/2023	10/06/2023	28/11/2023	10/12/2023	28/05/2024	10/06/2024	28/11/2024	10/12/2024	28/05/2025	10/06/2025	28/11/2025	10/12/2025	28/05/2026	10/06/2026	28/11/2026	10/12/2026
Serviciul datoriei către BERD																				
Trageri, total	Euro		10,000,000		10,000,000		10,000,000		10,000,000		10,000,000		10,000,000		10,000,000		10,000,000		10,000,000	
Taxa angajare imprumut, total	Euro		0		0		0		0		0		0		0		0		0	
Sumă rambursată	Euro																			
Dobândă aferentă plății	Euro		0		0		0		0		0		0		0		0		0	
Total valoare scadentă (BERD)	Euro		0		0															
Suma scadenta (memo)	Euro																			
Serviciul datoriei către BEI																				
Tragere, total	Euro	25,000,000		25,000,000		25,000,000		25,000,000		25,000,000		25,000,000		25,000,000		25,000,000		25,000,000		25,000,000
Sumă rambursată	Euro	657,895		657,895		657,895		657,895		657,895		657,895		657,895		657,895		657,895		657,895
Dobândă aferentă	Euro	216,942		206,093		189,692		178,843		163,830		150,205		135,192		124,343		107,942		97,093
Total valoare scadentă (BEI)	Euro	874,837		863,988		847,587		836,738		821,725		808,100		793,087		782,238		765,837		754,988
Valoare totală a Serviciului datoriei (euro)	Euro	874,837	0	863,988	0	847,587	0	836,738	0	821,725	0	808,100	0	793,087	0	782,238	0	765,837	0	754,988
Valoare totală a Serviciului datoriei (Ron)	RON	4,128,355	0	4,077,160	0	3,999,762	0	3,948,567	0	3,877,720	0	3,813,423	0	3,742,576	0	3,691,381	0	3,613,984	0	3,562,789
Recuperarea sumelor de către PMB																				
Sumă rambursată	RON	0		0		0		0		0		0		0		0		0		0
Plată totală/cumulativă	RON	0		0		0		0		0		0		0		0		0		0
ANB costuri de operare (în perioada probe)	RON	0	0	0	0	0	0	0	0	0	0	0	0	0	0	0	0	0	0	0
ANB costuri de operare (în perioada probe)	RON	0	0	0	0	0	0	0	0	0	0	0	0	0	0	0	0	0	0	0
Plăți totale	RON	4,128,354.60	0.00	4,077,160	0	3,999,762	0	3,948,567	0	3,877,720	0	3,813,423	0	3,742,576	0	3,691,381	0	3,613,984	0	3,562,789
Comisioane bancare	RON	41	0	41	0	40	0	39	0	39	0	38	0	37	0	37	0	36	0	36
Încasări pe serviciile de apă uzată pe m3																				
Cumulat anul trecut	m ³		100,366,319		99,045,710		100,366,319		99,045,710		100,366,319		99,045,710		100,366,319		99,045,710		100,366,319	
Anul trecut	m ³		1,320,609		31,782,668		1,320,609		31,782,668		1,320,609		31,782,668		1,320,609		31,782,668		1,320,609	
Cumulat anul curent	m ³	0	67,263,042	0	18,400,492	0	67,263,042	0	18,400,492	0	67,263,042	0	18,400,492	0	67,263,042	0	18,400,492	0	67,263,042	0
Anul curent	m ³	0	48,862,550	0	18,400,492	0	48,862,550	0	18,400,492	0	48,862,550	0	18,400,492	0	48,862,550	0	18,400,492	0	48,862,550	0
Încasări m ³	m ³	0	50,183,160	0	50,183,160	0	50,183,160	0	50,183,160	0	50,183,160	0	50,183,160	0	50,183,160	0	50,183,160	0	50,183,160	0
Rata 1	m ³		1,320,609		31,782,668		1,320,609		31,782,668		1,320,609		31,782,668		1,320,609		31,782,668		1,320,609	
Rata 2	m ³		50,183,160		18,400,492		50,183,160		18,400,492		50,183,160		18,400,492		50,183,160		18,400,492		50,183,160	
Tarif	RON	from Jan 2022			0.0900	from Jan 2023			0.0900	from Jan 2024			0.0400	from Jan 2025			0.0400	from Jan 2026		
(per m3)																				
Încasări	RON	0	4,516,484	0	4,516,484	0	4,516,484	0	4,516,484	0	4,516,484	0	3,596,460	0	2,007,326	0	2,007,326	0	2,007,326	0
Plati	RON	4,128,396	0	4,077,200	0	3,999,802	0	3,948,606	0	3,877,759	0	3,813,462	0	3,742,614	0	3,691,418	0	3,614,020	0	3,562,824
Sold	RON	7,431,846	11,948,331	7,871,130	12,387,615	8,387,813	12,904,297	8,955,691	13,472,175	9,594,417	14,110,901	10,297,439	13,893,899	10,151,285	12,158,612	8,467,194	10,474,520	6,860,500	8,867,827	5,305,002
	RON				Soldul Dec 2022				Soldul Dec 2023				Soldul Dec 2024				Soldul Dec 2025			



Introwit: Adina Gluta
Aph
-6-

Serviciul Datoriei și Fluxul de Numerar in
contul Escrow

Termene de Plata		28/05/2027	10/06/2027	28/11/2027	10/12/2027	28/05/2028	10/06/2028	28/11/2028	10/12/2028	28/05/2029	10/06/2029	28/11/2029	10/12/2029	28/05/2030	10/06/2030	28/11/2030	10/12/2030
Serviciul datoriei către BERD																	
Trageri, total	Euro	10,000,000		10,000,000		10,000,000		10,000,000		10,000,000		10,000,000		10,000,000		10,000,000	
Taxa angajare imprumut, total	Euro	0		0		0		0		0		0		0		0	
Sumă rambursată	Euro																
Dobândă aferentă plății	Euro	0		0		0		0		0		0		0		0	
Total valoare scadentă (BERD)	Euro																
Suma scadenta (memo)	Euro																
Serviciul datoriei către BEI																	
Tragere, total	Euro		25,000,000		25,000,000		25,000,000		25,000,000		25,000,000		25,000,000		25,000,000		25,000,000
Sumă rambursată	Euro		657,895		657,895		657,895		657,895		657,895		657,895		657,895		657,895
Dobândă aferentă	Euro		86,783		76,655		62,362		49,458		43,518		35,110		21,150		12,742
Total valoare scadentă (BEI)	Euro		744,678		734,550		720,257		707,352		701,413		693,005		679,045		670,637
Valoare totală a Serviciului datoriei (euro)																	
	Euro	0	744,678	0	734,550	0	720,257	0	707,352	0	701,413	0	693,005	0	679,045	0	670,637
Valoare totală a Serviciului datoriei (Ron)																	
	RON	0	3,514,136	0	3,466,340	0	3,398,893	0	3,337,996	0	3,309,968	0	3,270,291	0	3,204,411	0	3,164,734
Recuperarea sumelor de către PMB																	
Sumă rambursată	RON		0		0		0		0		0		0		0		0
Plată totală/cumulativă	RON		0		0		0		0		0		0		0		0
ANB costuri de operare (în perioada probe)																	
	RON	0	0	0	0	0	0	0	0	0	0	0	0	0	0	0	0
ANB costuri de operare (în perioada probe)																	
	RON	0	0	0	0	0	0	0	0	0	0	0	0	0	0	0	0
Plăți totale																	
	RON	0	3,514,136	0	3,466,340	0	3,398,893	0	3,337,996	0	3,309,968	0	3,270,291	0	3,204,411	0	3,164,734
Comisioane bancare																	
	RON	0	35	0	35	0	34	0	33	0	33	0	33	0	32	0	32
Încasări pe serviciile de apă uzată pe m3																	
Cumulat anul trecut	m ³	99,045,710		100,366,319		99,045,710		100,366,319		99,045,710		100,366,319		99,045,710		100,366,319	
Anul trecut	m ³	31,782,668		1,320,609		31,782,668		1,320,609		31,782,668		1,320,609		31,782,668		1,320,609	
Cumulat anul curent	m ³	18,400,492	0	67,263,042	0	18,400,492	0	67,263,042	0	18,400,492	0	67,263,042	0	18,400,492	0	67,263,042	0
Anul curent	m ³	18,400,492	0	48,862,550	0	18,400,492	0	48,862,550	0	18,400,492	0	48,862,550	0	18,400,492	0	48,862,550	0
Încasări m ³	m ³	50,183,160	0	50,183,160	0	50,183,160	0	50,183,160	0	50,183,160	0	50,183,160	0	50,183,160	0	50,183,160	0
Rata 1	m ³	31,782,668		1,320,609		31,782,668		1,320,609		31,782,668		1,320,609		31,782,668		1,320,609	
Rata 2	m ³	18,400,492		50,183,160		18,400,492		50,183,160		18,400,492		50,183,160		18,400,492		50,183,160	
Tarif																	
	RON	0.0400	from Jan 2027			0.0400	from Jan 2028			0.0400	from Jan 2029			0.0400	from Jan 2030		
	(per m ³)																
Încasări	RON	2,007,326	0	2,007,326	0	2,007,326	0	2,007,326	0	2,007,326	0	2,007,326	0	2,007,326	0	2,007,326	0
Plati	RON	0	3,514,171	0	3,466,375	0	3,398,927	0	3,338,029	0	3,310,001	0	3,270,324	0	3,204,443	0	3,164,766
Sold	RON	7,312,329	3,798,158	5,805,484	2,339,109	-4,346,436	947,509	2,954,836	-383,194	1,624,133	-1,685,868	321,458	-2,948,866	-941,539	-4,145,983	-2,138,656	-5,303,422
	RON	Soldul Dec 2026			Soldul Dec 2027			Soldul Dec 2028			Soldul Dec 2029						




Încasări Adina Ghita
Adh
7

ANEXA 2 la HCGMB
m. 48/29.01.2020.

Anexa 1

		Sold initial	Alimentare cont escrow	Tragere BEI cf. estimare UIP	Data	Serviciul datoriei (EUR)	Serviciul datoriei (RON)	Sold final lunar	Sold minim cont escrow	Volum apa uzata facturat anual	TMAU	Estimare TMAU colectat lunar
		(RON)	(RON)	(EUR)		Dobanda estimata 1.5% pe an	Curs EUR/RON= 5.00	(Lei)		(m3/an)	(RON/m3)	(RON/luna)
		-	-					-		172,050,000	0.07	1,003,625
		-	-					-				1,003,625.00
2020	Jan	1,003,625.00	1,003,625.00					2,007,250.00				
	Feb	2,007,250.00	1,003,625.00	20,000,000.00	1-Feb-20			3,010,875.00				
	Mar	3,010,875.00	1,003,625.00					4,014,500.00				
	Apr	4,014,500.00	1,003,625.00	10,000,000.00	1-Apr-20			5,018,125.00				
	May	5,018,125.00	1,003,625.00		15-May-20	186,666.67	933,333.33	5,088,416.67	2,800,000.00			
	Jun	5,088,416.67	1,003,625.00	10,000,000.00	1-Jun-20			6,092,041.67				
	Jul	6,092,041.67	1,003,625.00					7,095,666.67				
	Aug	7,095,666.67	1,003,625.00	10,000,000.00	1-Aug-20			8,099,291.67				
	Sep	8,099,291.67	1,003,625.00					9,102,916.67				
	Oct	9,102,916.67	1,003,625.00	15,000,000.00	1-Oct-20			10,106,541.67				
	Nov	10,106,541.67	1,003,625.00		15-Nov-20	448,541.67	2,242,708.33	8,867,458.33	7,568,750.00			
	Dec	8,867,458.33	1,003,625.00					9,871,083.33				
2021	Jan	9,871,083.33	1,003,625.00					10,874,708.33				
	Feb	10,874,708.33	1,003,625.00					11,878,333.33				
	Mar	11,878,333.33	1,003,625.00					12,881,958.33				
	Apr	12,881,958.33	1,003,625.00					13,885,583.33				
	May	13,885,583.33	1,003,625.00		15-May-21	490,208.33	2,451,041.67	12,438,166.67	8,154,166.67			
	Jun	12,438,166.67	1,003,625.00					13,441,791.67				
	Jul	13,441,791.67	1,003,625.00					14,445,416.67				
	Aug	14,445,416.67	1,003,625.00					15,449,041.67				
	Sep	15,449,041.67	1,003,625.00					16,452,666.67				
	Oct	16,452,666.67	1,003,625.00					17,456,291.67				
	Nov	17,456,291.67	1,003,625.00		15-Nov-21	575,000.00	2,875,000.00	15,584,916.67	8,578,125.00			
	Dec	15,584,916.67	1,003,625.00					16,588,541.67				
2022	Jan	16,588,541.67	1,003,625.00					17,592,166.67				
	Feb	17,592,166.67	1,003,625.00					18,595,791.67				
	Mar	18,595,791.67	1,003,625.00					19,599,416.67				
	Apr	19,599,416.67	1,003,625.00					20,603,041.67				
	May	20,603,041.67	1,003,625.00		15-May-22	565,625.00	2,828,125.00	18,778,541.67	8,531,250.00			
	Jun	18,778,541.67	1,003,625.00					19,782,166.67				
	Jul	19,782,166.67	1,003,625.00					20,785,791.67				
	Aug	20,785,791.67	1,003,625.00					21,789,416.67				
	Sep	21,789,416.67	1,003,625.00					22,793,041.67				
	Oct	22,793,041.67	1,003,625.00					23,796,666.67				
	Nov	23,796,666.67	1,003,625.00		15-Nov-22	575,000.00	2,875,000.00	21,925,291.67	8,578,125.00			
	Dec	21,925,291.67	1,003,625.00					22,928,916.67				



Primăria Municipiului București
Direcția Generală Management Proiecte cu Finanțare Externă
ROMANIA
Intocmit,
Alexandru DRIJMAN
Inspector de Specialitate